

LIGHTING & SITE FURNISHINGS

.hess

CONTENT

LIGHTING

1	MULTIFUNCTIONAL LIGHTING SYSTEMS	44
2	OUTDOOR LIGHTING	66
3	ILLUMINATING COLUMNS	116
4	LIGHT BEAM IMAGE SPLITTING	128
5	CATENARY SUSPENDED LUMINAIRES	134
6	WALL MOUNTED/CEILING LUMINAIRES	140
7	ILLUMINATING BOLLARDS	178
8	ILLUMINATING SEAT	202
9	EFFECT LIGHTING/ACCENT LIGHTING	206
10	HERITAGE LIGHTING	220

SITE FURNISHINGS

11	TREE GRATES	226
12	TREE GUARDS	254
13	BENCHES	266
14	WASTE RECEPTACLES	276
15	PLANTERS	282
16	BICYCLE RACKS	290
17	BARRIER SYSTEMS	296
18	POWER/WATER BOLLARDS	310

GENERAL INFORMATION

LIGHTING & SITE FURNISHINGS	318
-----------------------------	-----

1 MULTIFUNCTIONAL LIGHTING-SYSTEM

ARINI
46



ARINI TREE
50



CITY ELEMENTS 200 | 52




CITY ELEMENTS 180 | 230 | 56



RENO ELEMENTS | 62



2 OUTDOOR LIGHTING



ARINI



ARINI TREE



DALVIK S



DALVIK R




CANTO



CANTO G




LINEA



BARCELONA



NOVARA ML




NOVARA SL



NOVARA S



NOVARA SAL



YORK



SERA



LIVORNO




AGENA



MADRID




OSLO




TOLEDO



AVILA



VILLAGE 300



RHEYDT



RESIDENZA



VARESE



CAMPONE




CAMPO



RIVA

3 ILLUMINATING COLUMNS



CITY ELEMENTS
200



CITY ELEMENTS
180 | 230



RENO ELEMENTS
62



RENO
118



RESIDENZA C
120



VIGO | G | Q | QG
122

4 LIGHT BEAM IMAGE SPLITTING



FARO 720 | 960
130



VEDO DP | DS
132

5 CATENARY SUSPENDED LUMINAIRES



AVILA
136



VILLAGE 300
137



RESIDENZA U
138



CANTO
139

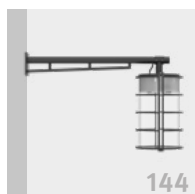
6 WALL MOUNTED/CEILING LUMINAIRES



AVILA
SUSPENDED



AVILA
STANDING



VILLAGE 300
SUSPENDED



VILLAGE 300
STANDING



ARINI



DALVIK S



CANTO



LIVORNO




NOVARA L|ML|S|SL



SERA



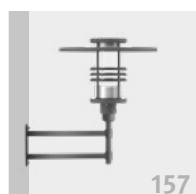
CAMPO



RESIDENZA



MADRID



OSLO



TOLEDO



BARCELONA



ALT BERLIN




BURGOS



PARMA | G



RIVA | G



BARI 80 | 130



GENUA



CASSINO



FERRARA



CENTO



TRENTO

7 ILLUMINATING BOLLARDS



CASSINO

180



FERRARA

182



CENTO

184



TRENTO

186



MADRID

188



TOLEDO

189



CITY ELEMENTS

190



VIGO G/Q/QG

192



RIVA

194



PARMA

195



NOVARA L/V

196



GENUA


198



LINEA

200

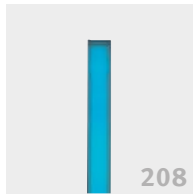
8 ILLUMINATING SEAT



POSITANO


204

9 EFFECT LIGHTING/ACCENT LIGHTING



208

LEDIA LL



210

LEDIA LF



212

LEDIA GL A / D




214

BARI 80 WV




215

RAVENNA G 220



216

PALERMO G 220



217

PALERMO G 240



218

ACCADIA L



219

ACCADIA R

10 HERITAGE LIGHTING



222


ALT BERLIN



224

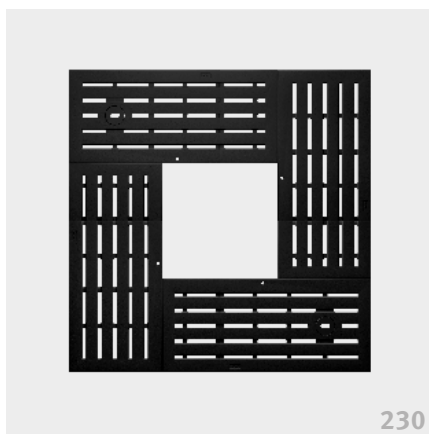
BURGOS

11 TREE GRATES



228

REGULUS




230

OCTA



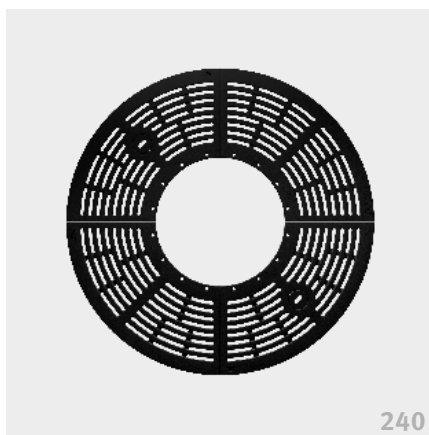
234

SERPO Q




236

SERPO R



240

BELVEDERE



244

CONCORD

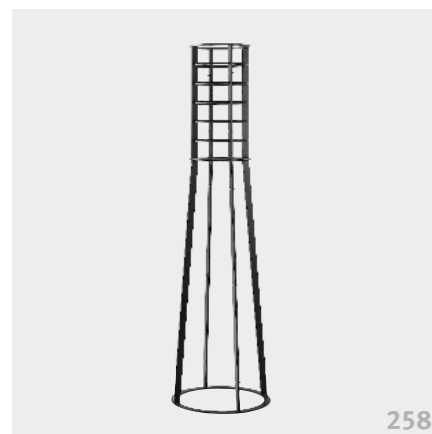
12 TREE GUARDS



FANO



SCULPO



METOR



ALGARVE

13 BENCHES



CORVUS



CASTELLO



AURIGA

14 WASTE RECEPTACLES



CARPO



PUNTO

15 PLANTERS



PALMA Q

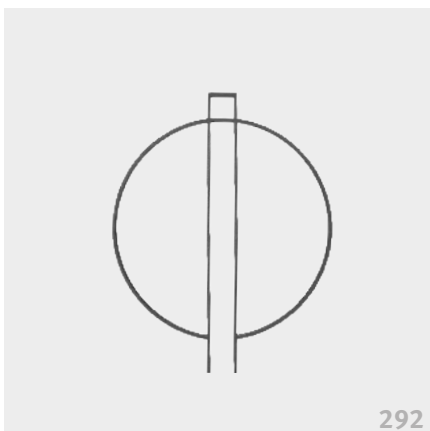


PALMA R



PALMA L

16 BICYCLE RACKS



CERES



CIANI

17 BARRIER SYSTEMS



SALEM



REGOR



MORANO



TORO



PARIS

18 POWER / WATER BOLLARDS



TOLEDO 350



MORANO 350





HESS – ENHANCING URBAN SPACES

Thanks to an extremely varied range of luminaires, Hess is able to fulfil every lighting design requirement for outdoor public spaces and exterior illumination of properties. Perfectly matched, high-quality site furnishings round out the product portfolio.

Light and form are part of our company name and thus firmly anchored in our corporate philosophy and our very DNA. Hess stands for the very best lighting solutions and unparalleled expression of design. The combination of light and form is what makes our products unique.

Combining lighting and site furnishings to optimum effect allows integrated concepts and customised special solutions to be implemented across urban and outdoor spaces in line with the Hess slogan “Enhancing urban spaces”.

Hess is a leading international brand built on a long tradition, innovation and special design. Throughout Europe and far beyond, Hess supports and accompanies architects, planners, cities, municipalities and building contractors from industry, the hotel and food service sector and business and administration, starting from the planning stage and continuing all the way through to installation.

In addition to the main factory located in Villingen-Schwenningen, Germany, Hess also has a manufacturing site in Gaffney, South Carolina. Hess has been a subsidiary of the Nordeon Group since 1 October 2013. Our focus on high-quality materials, traditional craftsmanship and individual expression of design results in distinctive designs, every day.

Uniqueness made by Hess.

Hess. Enhancing urban spaces.

LIGHT – IN ITS PERFECT FORM

Lighting provides security, helps people to find their way and creates atmosphere. Light also promotes a sense of well-being. These days, lighting is a key factor when it comes to improving people's living environments and quality of life. Lighting allows cities, towns and communities to differentiate themselves and to enhance their attractiveness.

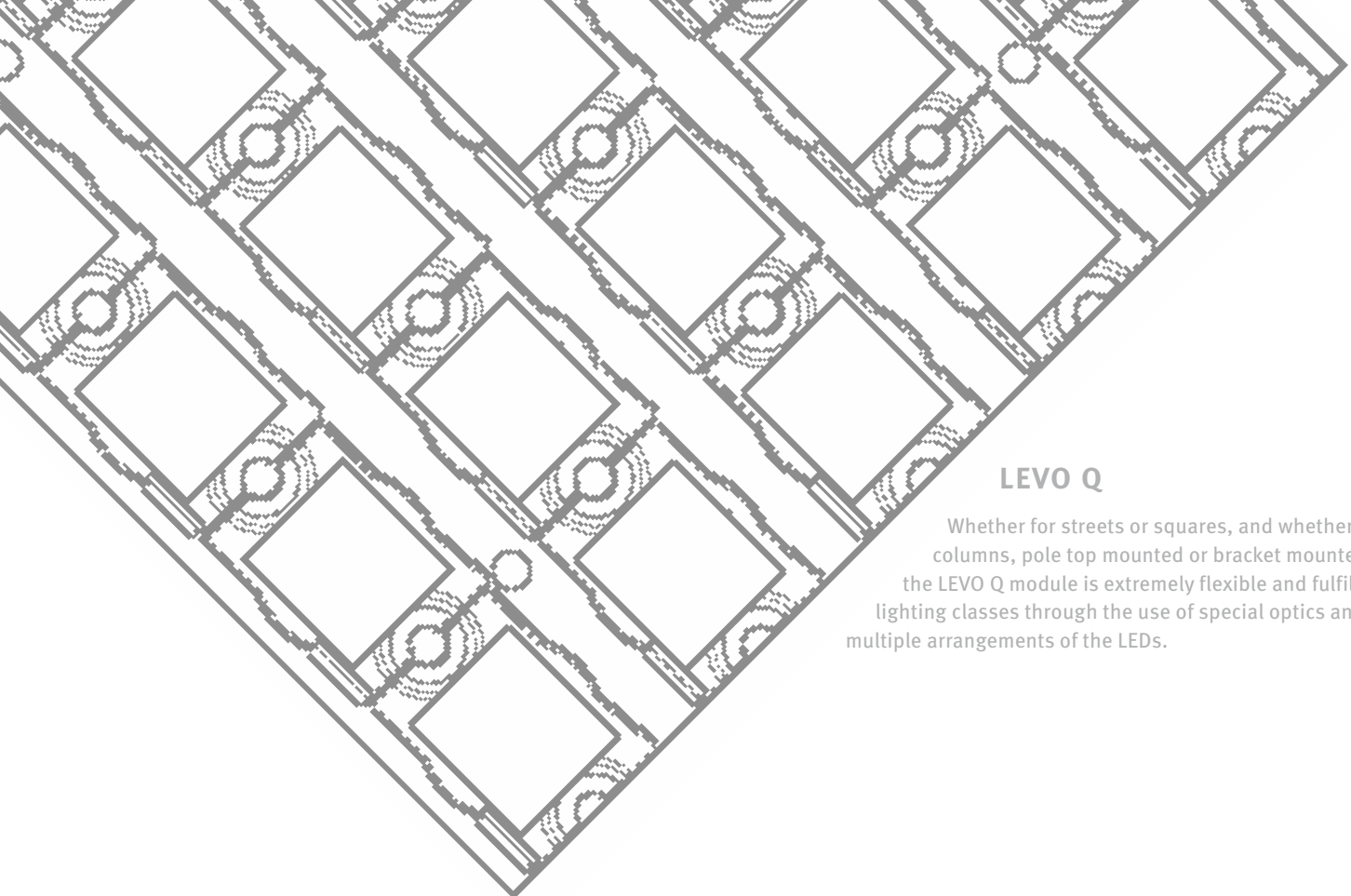
Building on decades of experience and expertise, we provide the best lighting for any purpose, for every occasion and every location.

CITY ELEMENTS 230 with spotlight module to accentuate the bronze sculptures as well as JADE 16 spotlights from GRIVEN (embedded in the tree grate "OCTA" from Hess) for an extremely pleasant ambient lighting.





Kanne am Markt



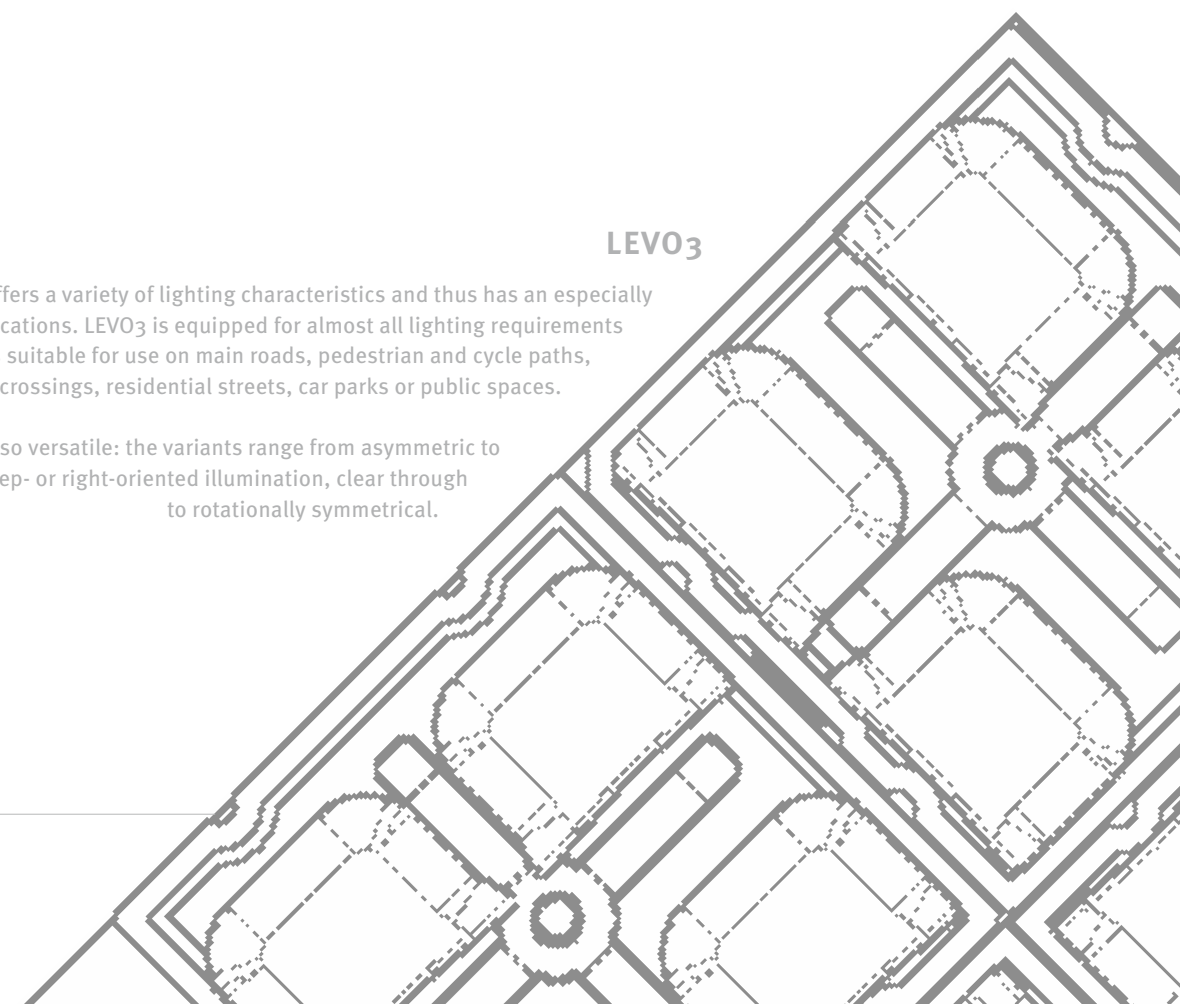
LEVO Q

Whether for streets or squares, and whether illuminating columns, pole top mounted or bracket mounted luminaires, the LEVO Q module is extremely flexible and fulfils different lighting classes through the use of special optics and multiple arrangements of the LEDs.

The LEVO₃ module offers a variety of lighting characteristics and thus has an especially wide range of applications. LEVO₃ is equipped for almost all lighting requirements in urban areas and is suitable for use on main roads, pedestrian and cycle paths, pedestrian crossings, residential streets, car parks or public spaces.

The optics are also versatile: the variants range from asymmetric to asymmetric wide-, deep- or right-oriented illumination, clear through to rotationally symmetrical.

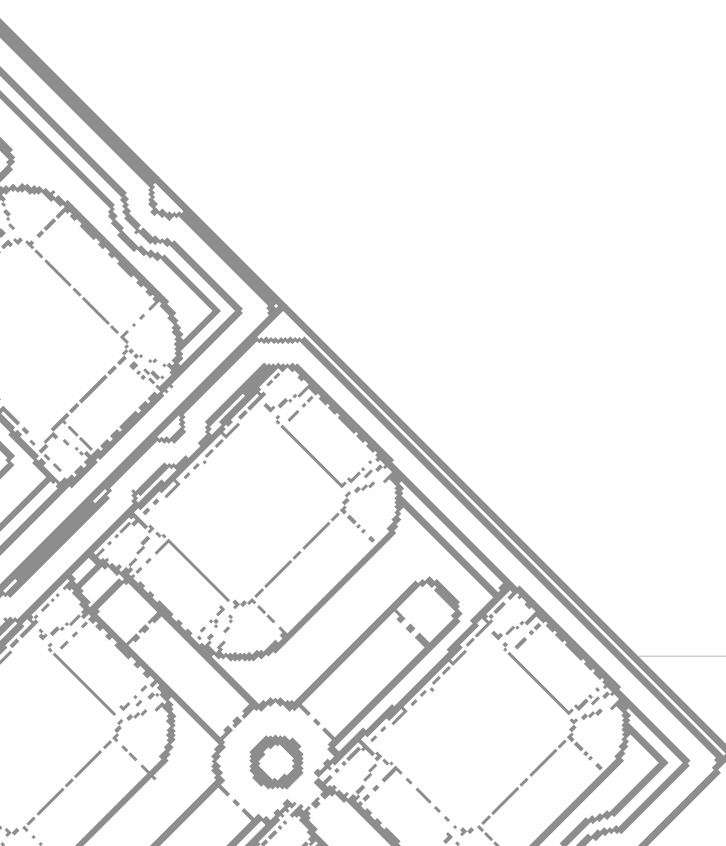
LEVO₃



LIGHTING TECHNOLOGY

Hess delivers efficiency in its most attractive form. Our LED luminaires consume less energy and thus reduce CO₂ emissions and energy costs. Economic efficiency is improved even more significantly by high durability, low maintenance expense and coupling to intelligent control systems.

We are able to achieve the desired lighting result through ingenious design and optimum light control. The luminaires from our brand feature low glare and good thermal management. In addition, we decoupled the LED technology from the light control. In this way luminaires are effortlessly upgraded to meet the latest technical standards while simultaneously keeping the associated effort and expense low, allowing us to take into account the very short cycles of innovation associated with LED lighting.



More information:
www.hess.eu/en/Produkte/Hess_LED-Module/

LIGHT BEAM IMAGE SPLITTING

GLARE FREE

High illumination levels almost without glare, making the principle of light beam image splitting possible. Light from one or more floodlights is directed onto a mirrored surface containing many individual mirror bevels. The mirrored surface acts as a secondary reflector and distributes light onto the area for illumination in an even and targeted way.

MULTIFACETED

In order to illuminate a street or square to perfection, mirrored surfaces are fitted with various bevel shapes. Similar bevel shapes can also be used in different ways to focus light onto the mirrored area.

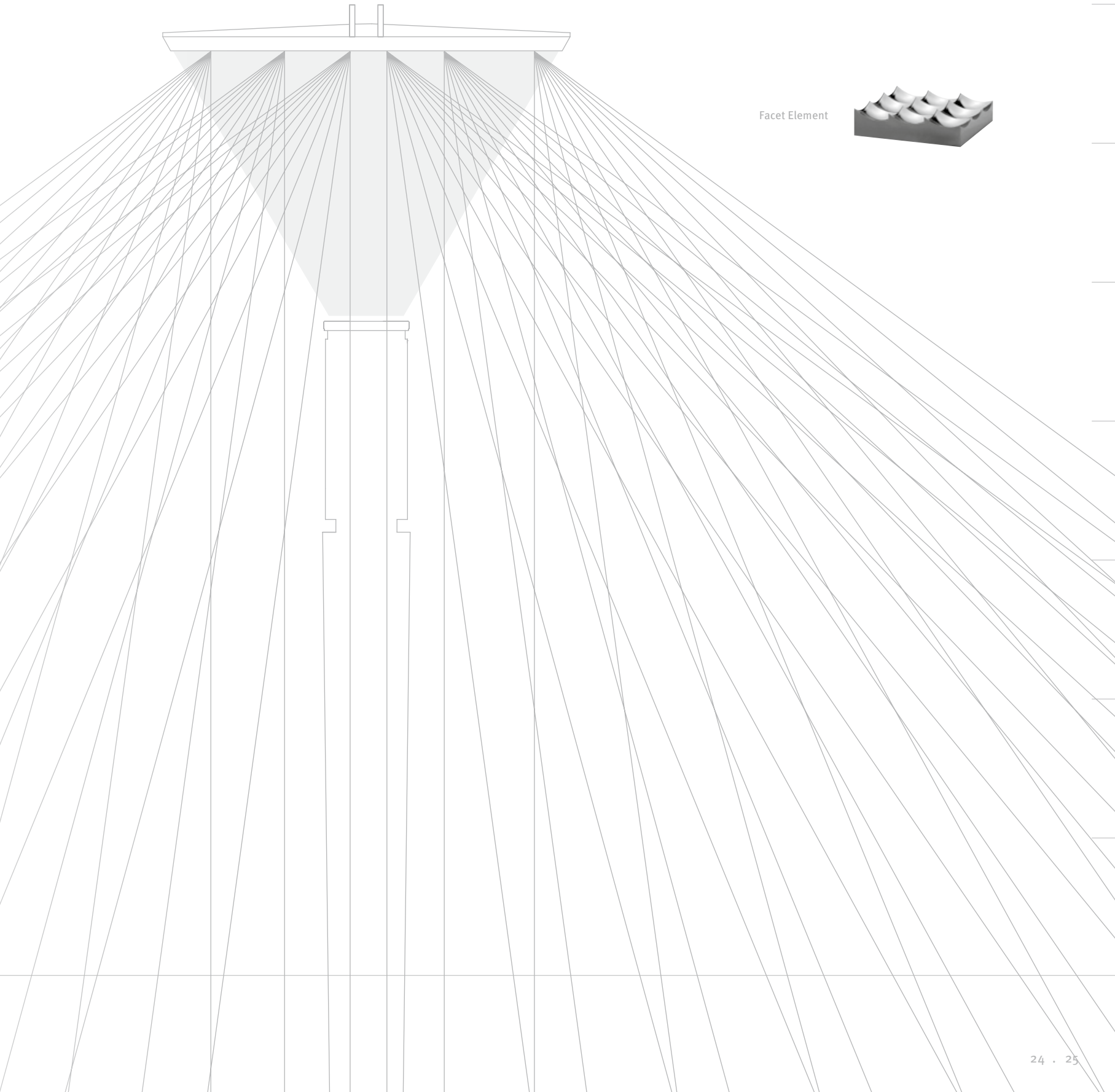
BRILLIANT

The fronts of special plastic bevels are metallised using pure aluminium. As a result, the light does not need to pass through diffuse plastic, thus increasing efficiency and the precision of light control. A multi-layer protective seal gives the mirrored surface its resilient quality.

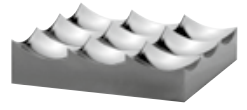
TAILOR-MADE

VEDO and FARO luminaires make tailor-made solutions possible in various lighting situations – from small or large squares to combined square and street lighting, as well as illumination for roads and footpaths.





Facet Element





DIFFERENTIATION WITH CHARACTER – ARCHITECTURAL LIGHT

Attractive squares, impressive buildings and exceptional lighting and luminaire design are playing an increasingly important role in public spaces as well as in the private sector.

For cities and municipalities, as well as in the industrial and private sector, light is proving to be an important tool for staging objects precisely and attractively.

Here, Hess offers the complete spectrum for making attractive and special lighting scenarios a reality.

CITY ELEMENTS 230, including JADE 16 spotlights (GRIVEN) for more-than-attractive lighting and illumination.

SMART LIGHT AND SMART MULTIFUNCTIONALITY – IN THREE DIFFERENT SMART DESIGNS

Hess offers you an unparalleled selection. Increase the attractiveness of your urban spaces with our multifunctional lighting systems.

Whether with ARINI, CITY ELEMENTS or RENO ELEMENTS.

Perfection down to the last detail – just as you would expect from Hess.

ARINI

ARINI is a lighting system that combines light and multifunctionality with an extraordinary, nature-inspired design.

As a result, ARINI taps completely new opportunities for shaping urban structures, revealing new applications in the process.

www.hess.eu/arini



CITY ELEMENTS 180





CITY ELEMENTS 200

CITY ELEMENTS 230

CITY ELEMENTS

The potential of the multifunctional illuminating column CITY ELEMENTS goes far beyond mere illumination.

The extraordinarily innovative LED technology and combinable single elements offer a variety of functions and supply solutions for city-centre needs and the urban life of today and tomorrow.

www.hess.eu/3400



RENO ELEMENTS

The RENO ELEMENTS line reinterprets the Hess DNA – as something that is new and yet trusted and proven.

You can expect RENO ELEMENTS to provide the best light and real added value through multifunctionality – in a completely new expression of design that is discreet and striking at the same time!

www.hess.eu/renoelements

Doha, UAE | Basis: CITY ELEMENTS



Heiligenhafen, GER | Basis: VIGO



Kissimmee, US | Basis: CITY ELEMENTS



Singen, GER | Basis: CITY ELEMENTS



Mülheim an der Ruhr, GER | Basis: VIGO



DESIGN AND INDIVIDUALITY

Innovative engineering meets professional craftsmanship from Germany's Black Forest. A perfect combination that places virtually no limits on customisation and creativity. Our customised special solutions are exceptional and designed especially for urban spaces, creating an unexpected visual focal point both day and night.

The range of services offered by Hess includes development of customer and project-specific special solutions. With our experience and expertise, even the most sophisticated lighting and design solutions can be implemented for attractive public areas as well as industrial and private sectors.

Selected special projects from Germany and abroad demonstrate the versatile spectrum of tailor-made lighting solutions – made by Hess.

SPECIAL luminaires, SPECIAL finishes, SPECIAL colours, SPECIAL glazing.

SPECIAL solutions – MADE IN GERMANY – MADE BY HESS.



Vasagatan, SE | Basis: RES IDENZA


THE PERFECT COMBINATION: LUMINAIRES AND SITE FURNISHINGS

Holistic design and solution concepts – made by Hess. With our elegant outdoor luminaires and matching site furnishings, you can shape attractive urban spaces in a uniform and unmistakable expression of design and quality.

Site furnishings by Hess – developed to meet the highest design requirements. Our site furnishings bring together high utility with unmistakable expression of design. An ideal combination for attractive city centres and prestigious buildings.

Our site furnishings combine functionality, high quality, design – for a more elegant and relaxing way of life.

Bench . CORVUS
Luminaire . CITY ELEMENTS
Tree grate . OCTA
Accent lighting . RAVENNA



Beaufort, London . UK



EXPRESSION OF DESIGN


Hess products are unparalleled – both unique in their expression of design as well as distinctive in their look and feel.

In cooperation with selected designers, we have been developing luminaires and site furnishings for the design of urban spaces – for decades.





NOVARA ML



Hess products are able to withstand even the toughest conditions for long periods of time. Because we select and work with high-quality materials, our products have a look unique to Hess, featuring an incomparable finish and the highest possible weathering and corrosion resistance due to our complex finishing techniques. Comprehensive product families are available in a range of different sizes, offering the perfect solution for any application.

Ideal form, ideal proportions.

Hess. Exclusive design and quality.





HESS SHOWPLACES – NOTHING IS MORE CONVINCING THAN REALITY

We are well aware that paper is a flawed medium. That's why we don't think we can make our product portfolio tangible to you on paper alone. At our locations in Villingen-Schwenningen, Germany, and Gaffney, South Carolina, we have a wide selection on hand for you.

The high quality and diversity of our luminaires and site furnishings as well as the design come to life when they are experienced first-hand, which is possible at both our locations. Come and be inspired.

You are always welcome, and we look forward to seeing you there.

HESS SM

SMART SOLUTIONS BY DAY AND BY NIGHT – MADE BY HESS.

Demographic change, global warming, digitalisation – cities and municipalities around the world are currently facing profound challenges that demand solutions that will make them more adaptable, sustainable and liveable – in the spirit of a “smart city”.

“Smart city” – a term that is today more relevant than ever.

It refers to holistic urban development concepts that make various areas of a city and municipality, from transport planning and control to energy supply and administration, more efficient and attractive through integrated networking.



ART CITY

Hess designs smart cities

As a premium supplier of exquisitely designed outdoor luminaires and site furnishings, we support cities and municipalities on their unique pathway to becoming a “smart city”. We offer a comprehensive, innovative and design-oriented product and solution portfolio – true to our slogan:

Enhancing urban spaces – enhancing smart urban spaces!

Explore the smart world of Hess – now online:



smartcity.hess.eu



NORDEON

ARCHITECTURAL LIGHTING

OUTDOOR

 **GRIVEN**
world lighting challenge

.hess

Vulkan
seit 1898



www.griven.com

www.hess.eu

www.vulkan.eu

www.lamp.es

The Nordeon Group – a young name in the lighting industry. Well established yet agile with the strength of an “established newcomer”.

- 10 production sites
- Approx. 1000 employees*
- More than a century of experience

The lighting industry is undergoing a profound transition. The demand for energy-efficiency is increasing all the time, and the development of efficient LED luminaires is taking giant leaps forward.

The Nordeon Group is at the forefront of this development, striving to conserve resources and advocating the use of energy-efficient LED illumination.

With its brands Griven, Hess, Vulkan, Lamp, Schmitz, WILA and Nordeon, the Nordeon Group can meet all of its customer demands.

Whether for architectural lighting, indoor lighting or outdoor lighting; whether for industrial, commercial, or office /administration purposes, for the hotel industry, public spaces, buildings or close to buildings – the collective know-how regarding applications, technology, design, specifications and adaptation makes the Nordeon Group a true full-service partner for lighting professionals – and that worldwide.



www.nordeon-group.com

*including affiliated companies

NORDEON GROUP

INDOOR

LAMP
Worktitude for light

SCHMITZ 

WILA

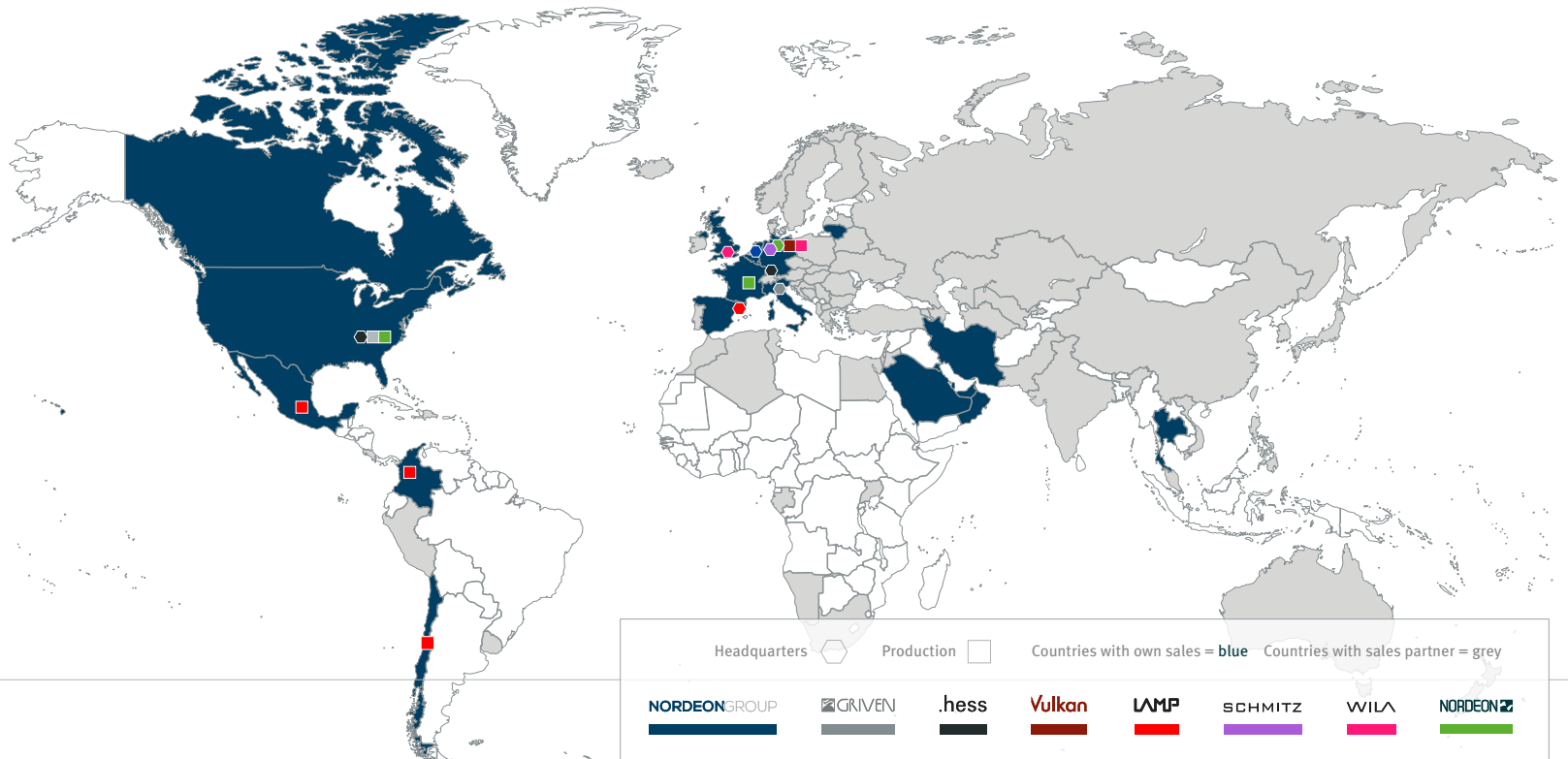
NORDEON 



www.schmitz-leuchten.de

www.wila.com

www.nordeon.com



LIST OF SMART CITY SYMBOLS



WLAN



WATER SUPPLY



SECURITY / CAMERA



POWER SUPPLY



SPEAKER



E-MOBILITY



CONTROL EQUIPMENT



PROJECTION



LIGHT MANAGEMENT



DISPLAY



SENSOR TECHNOLOGY



Light + Communication



Security

Attractive light projections

Emergency + taxi phone

E-Mobility

WLAN



ICC
2009

- Construction Centre
College Avenue
Pavilion Building
Good Station
The Gallery
- Exhibition Centre
Halls 1-7, 9
East Hall
Car Park
- ICC Sydney Library
Stair 5-6, Level 2
12 Phillip Street
- Stair 5-6, Level 4
Stair 5-6, Level 6
The Entrance A
- See Office
Check Sign

ICC
2009



1

MULTIFUNCTIONAL
LIGHTING SYSTEMS

.hess





ARINI

LUMINAIRE HEAD

ARINI: Light, multifunctionality and design – three elements that we have combined in a unique lighting system. With light, multifunctionality and design, this lighting system ensures a high degree of security, communication, networking and attractiveness in urban areas – and thus also high quality of life and an atmosphere that invites you to linger.

ARINI – INSPIRED BY NATURE.

Product Description: Luminaire head and shield plate made of die-cast aluminium. Luminaire cover made of PMMA. Adjustment of the luminaire head in 10° increments, horizontal max. 120° and vertical max. 130°. Adjustment of the shield plate by 360° possible. Light colour: 3000K/4000K. Two axially symmetric and three rotationally symmetrical optic variants available.


ARINI Light: End cap made of PC, painted. Protection rating I or II. Equipment: LED up to approx. 54W

ARINI Light +: End cap made of PC, partially satin-finished on the inside, polished on the outside. If illuminated with RGBW, three controller variants (CASAMBI, DMX, DALI) are available. Protection rating I or II. Equipment: LED up to approx. 60W

ARINI CCTV, GOBO, SPEAKER: End cap made of PC, painted.

ARINI WiFi: End cap made of PC, black.

Smart City Options



Product Information
www.hess.eu/8182



SPEAKER



WLAN



SECURITY




PROJECTION



CONTROL EQUIPMENT



SENSOR TECHNOLOGY

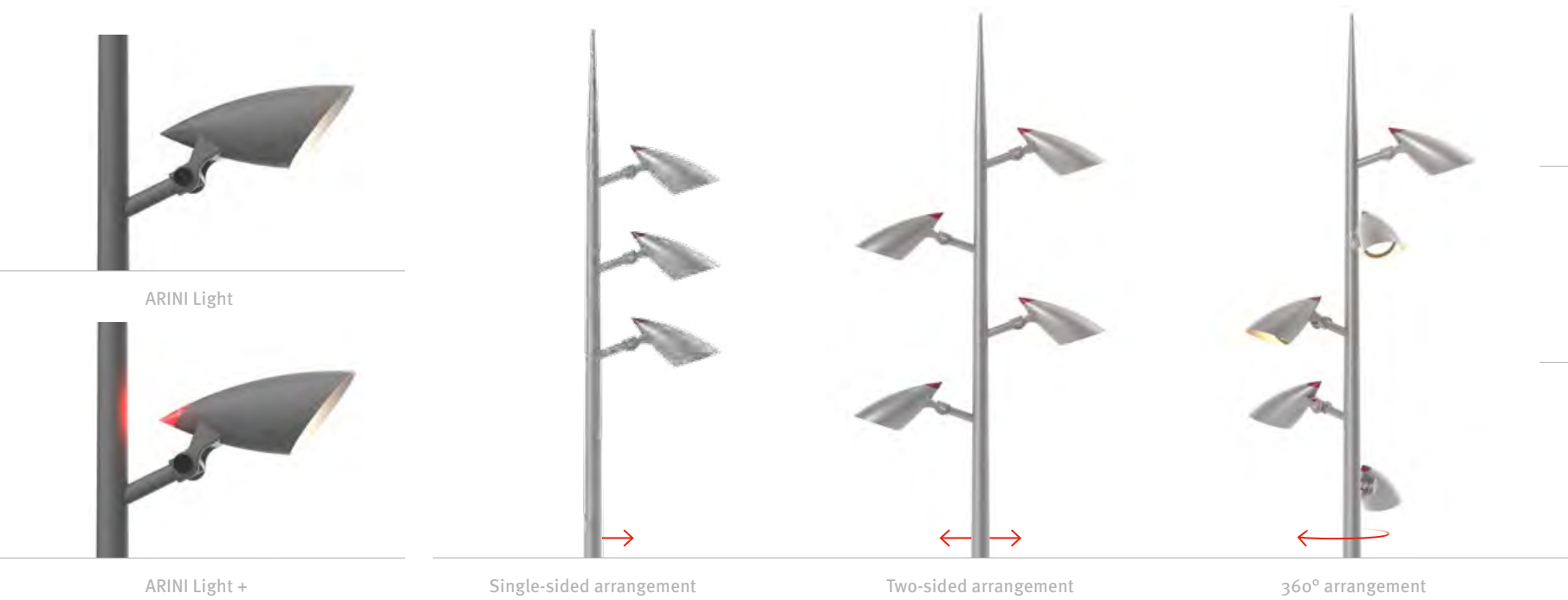


www.hess.eu/arini

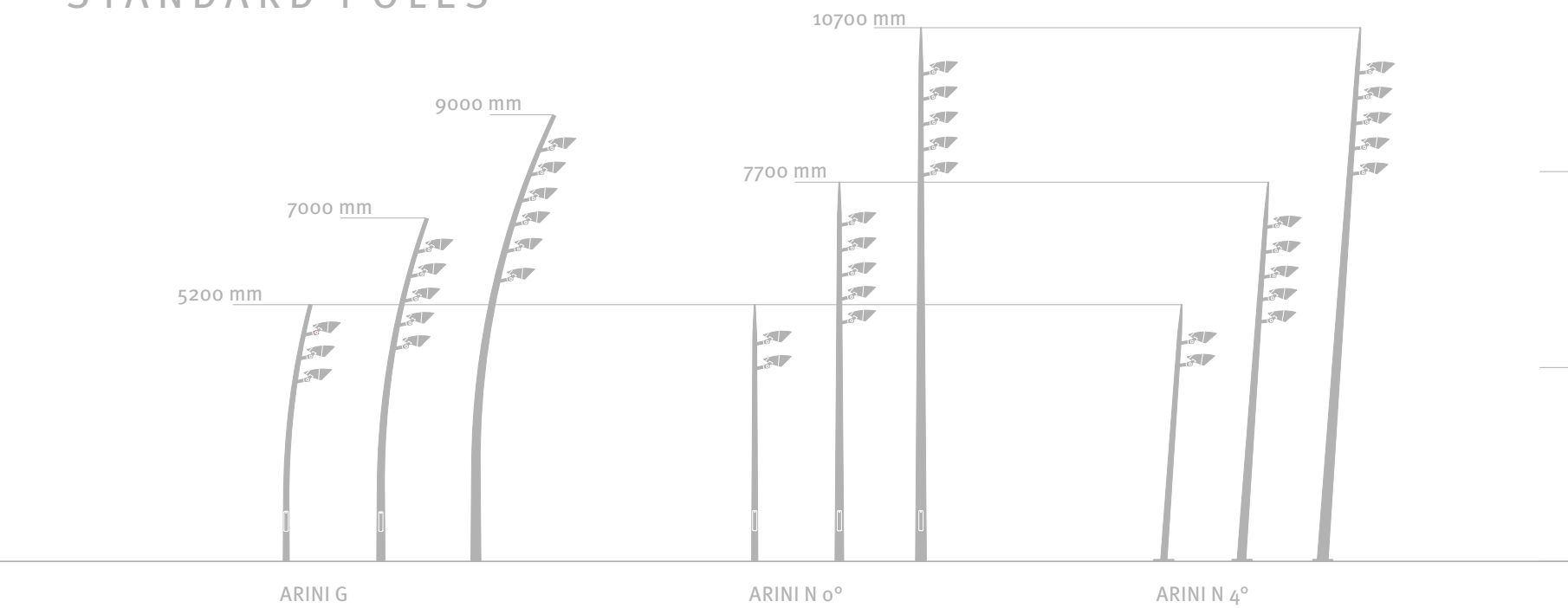


ARINI

STANDARD CONFIGURATIONS



STANDARD POLES







ARINI TREE

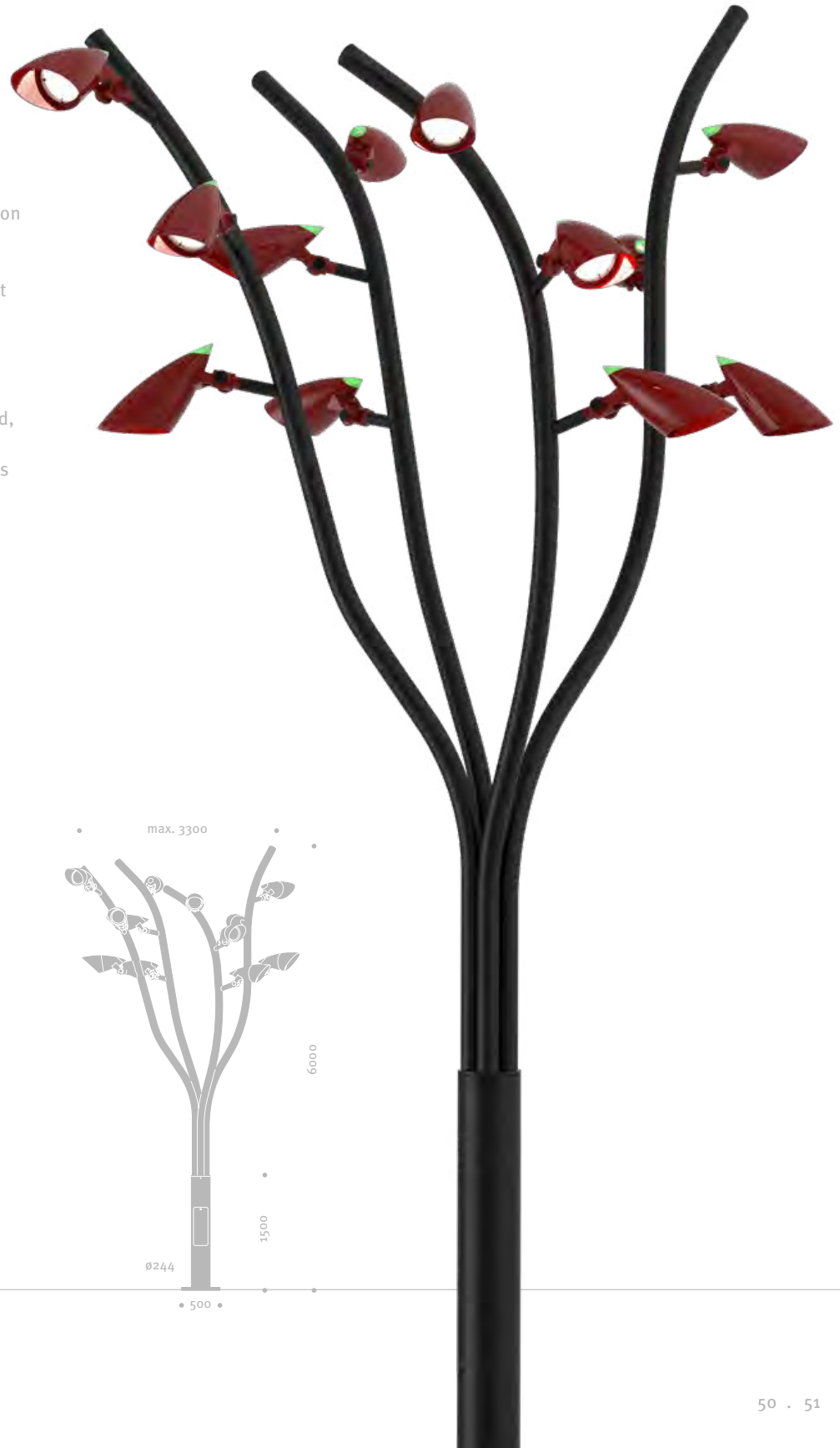
OUTDOOR LIGHTING

The ARINI Tree is an absolute highlight. It combines light, multifunction and design in an extraordinary way. With its flowing, nature-inspired forms it is an eye-catching sight in public urban spaces as well as in corporate and administrative locations – attracting attention by night and especially during the day.

ARINI – INSPIRED BY NATURE.

Product Description: Four curved steel luminaire brackets, galvanised, each with three holders for ARINI heads. Base element for four steel luminaire brackets, galvanised. For holding one to twelve ARINI heads in fixed positions. Unused holders are closed by a cover cap.


Can be equipped with: Light, Light+, CCTV, GOBO, SPEAKER and HiFi SPEAKER as well as WiFi




Smart City Options



Product Information
www.hess.eu/8185





CITY ELEMENTS 200

ILLUMINATING COLUMN

The CITY ELEMENTS from Hess – more than just a luminaire.

CITY ELEMENTS is a complete lighting system suitable for all requirements in urban space. Three different diameters – 180mm, 200mm and 230mm – heights of up to 9 meters and over, and a variety of lighting technology variants and multi-functionalities make for an almost unrivalled range of application.

The CITY ELEMENTS from Hess – modularity and multifunctionality entirely according to your needs. Which elements are the right ones for you?

Hess illuminating columns consist of end and base elements as well as additional intermediate elements exactly as required. Aluminium tube luminaire with Ø 200 mm – for a maximum height of 9 m. All elements are individually rotatable 360° horizontally.



Smart City Options



Product Information
www.hess.eu/3400



CITY ELEMENTS 200
EBEE Charging Station

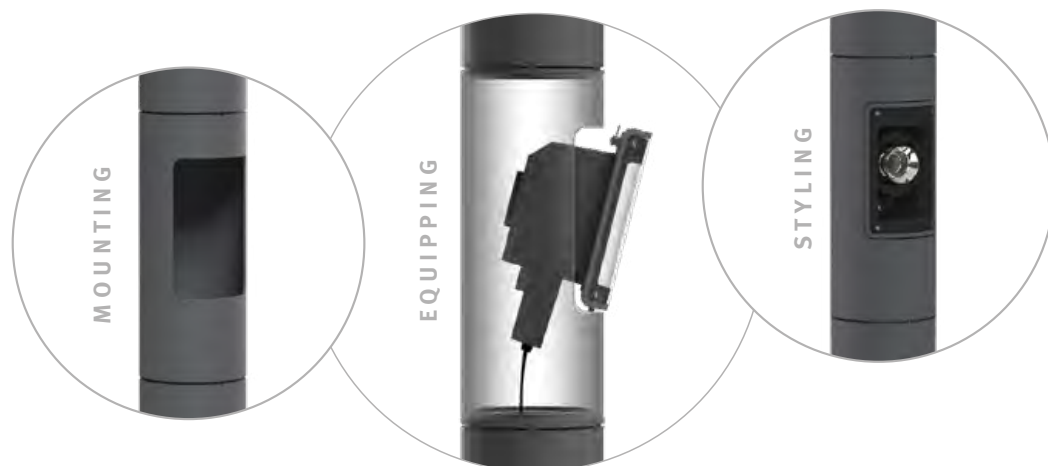
CITY ELEMENTS 200

EVOLUTION IN LIGHT AND MULTIFUNCTIONALITY

Thanks to its completely new design and construction, it takes just a few simple movements and simple tools to allow the CITY ELEMENTS 200 to be quickly and effortlessly...

... set up, added to, scaled down or retrofitted according to modular principles – in any weather!

We make this a reality on the basis of a completely new concept. This means the illuminating column consists of initially empty basic and intermediate elements. This basic framework is then equipped as needed with self-contained and thus sealed elements, so-called inserts. These inserts are simply placed into the recesses provided and affixed, without it being necessary to open them, resulting in a whole new dimension of simplicity.

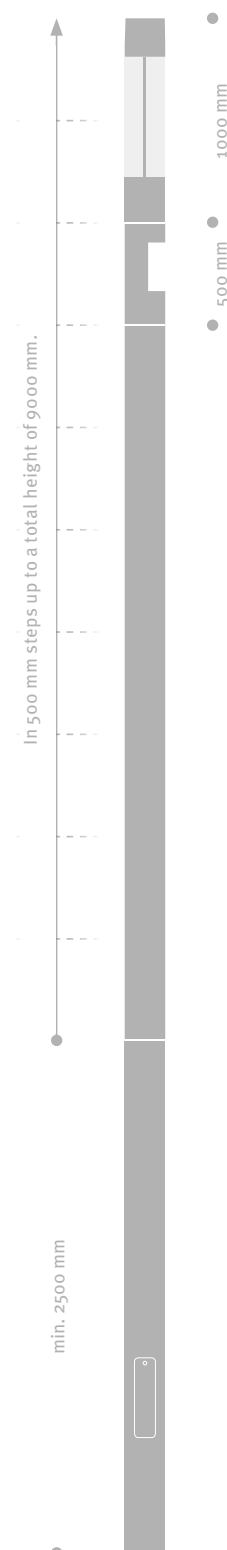


The terminating elements are factory sealed and only need to be put on and connected.

CITY ELEMENTS 200 by Hess – modularity and simplicity par excellence.

Choose your height:

Starting from the base element with a minimum height of 2500 mm, it can be extended in 500 mm steps according to your wishes and the needs of the lighting situation. CITY ELEMENTS 200 reaches a maximum total height of up to 9000 mm.





US - Minneapolis



NL - s'Hertogenbosch



CITY ELEMENTS 180 CITY ELEMENTS 230

ILLUMINATING COLUMN

The CITY ELEMENTS from Hess – more than just a luminaire.

CITY ELEMENTS is a complete lighting system suitable for all requirements in urban space. Three different diameters – 180mm, 200mm and 230mm – heights of up to 9 meters and over, and a variety of lighting technology variants and multi-functionalities make for an almost unrivalled range of application.

The CITY ELEMENTS from Hess – modularity and multifunctionality entirely according to your needs. Which elements are the right ones for you?

CITY ELEMENTS 180

Hess illuminating columns consist of end and base elements as well as additional intermediate elements exactly as required. Aluminium tube luminaire with Ø 180 mm – for a maximum height of 6 m. All elements are individually rotatable 360° horizontally.


CITY ELEMENTS 230

Hess illuminating columns consist of end and base elements as well as additional intermediate elements exactly as required. Aluminium tube luminaire with Ø 230 mm – for a maximum height of 9 m or more. All elements are individually rotatable 360° horizontally. The length of the embedded base is calculated by Hess.

Smart City Options CITY ELEMENTS 180

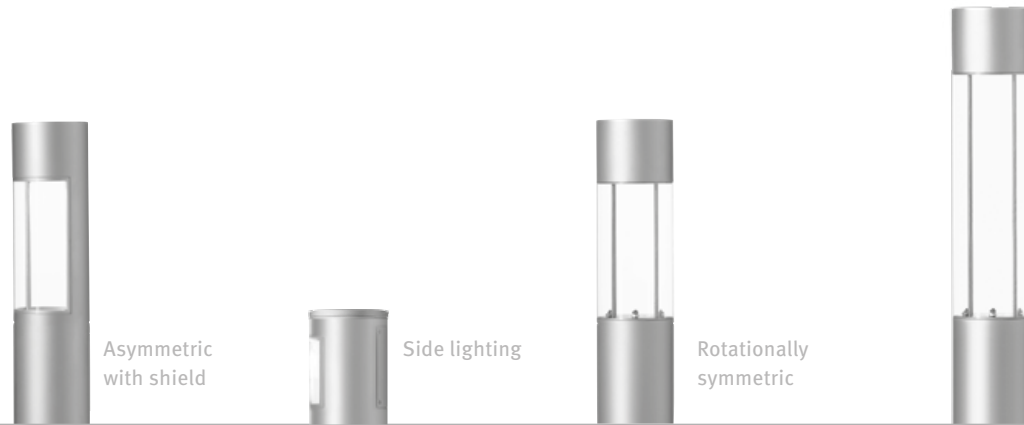


Smart City Options CITY ELEMENTS 230



Product Information
www.hess.eu/3400


TOP ELEMENT



INTERMEDIATE ELEMENT



BASE ELEMENT




CITY ELEMENTS 180 / 230

LIGHTING AND OTHER FUNCTIONS

The more slender version for local streets comes with a diameter of 180 mm. The thicker variant with 230 mm for heights up to 9 metre is ideal for plazas and pedestrian zones. With two different diameters, the best suiting proportion is readily available for nearly every application in public spaces.

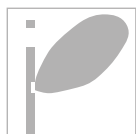
L3

lateral




L3.1 | Reflector

Asym. distribution area/walkway lighting



L3.2 | Reflector

Asym. distribution for facade lighting



L3.3 | Spot

Rot. sym. for facade lighting

Page 190

CITY ELEMENTS 180 Illuminating Bollard

CITY ELEMENTS 180

CITY ELEMENTS 230



DE - Weinstadt



DE - Weinstadt



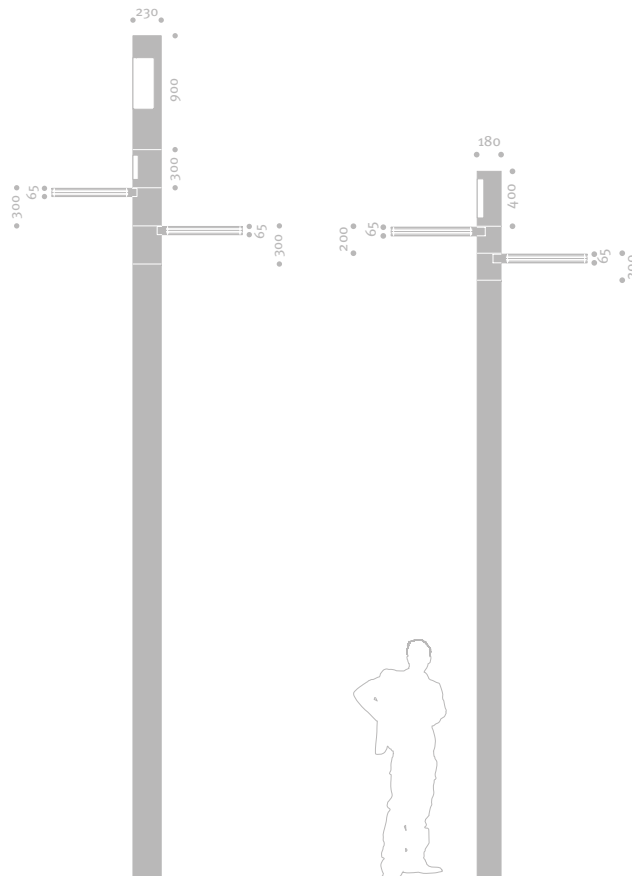
DALVIK FOR CONNECTION TO CITY ELEMENTS 180/230

INTERMEDIATE ELEMENT 230 BD-ADAPTER

Thanks to its timeless design and high degree of flexibility, the DALVIK S can be used in many different ways – making it ideal for holistic design approaches in urban areas. DALVIK S can be fitted and equipped entirely according to your needs and technical requirements – always with the objective of delivering the best light.

As a result of the connection to the CITY ELEMENTS, DALVIK S becomes multifunctional. The advantage of the DALVIK S are combined with the multifunctionality of the CITY ELEMENTS – a combination that enables a variety of lighting technology as well as infrastructural solutions.

Lamp (DALVIK S): LED up to approx. 90W



Smart City Options



Product Information
www.hess.eu/3400





RENO ELEMENTS

ILLUMINATING COLUMN

The RENO ELEMENTS – multifunctionality packaged in a striking yet elegant design. Due to its special expression of design and atmospheric light, the RENO ELEMENTS makes an impressive impact in green areas and parks as well as in front of prestigious buildings – by day or night. The multifunctional elements make the luminaire even more attractive. RENO ELEMENTS – impressive multifunctionality in an impressive design.

Product Description: Rectangular illuminating column made of high-quality aluminium extruded profiles with flange plate. Luminaire enclosure made of PMMA, clear. Luminaire for basic illumination installed in the upper part of the column. Additional LED spot for accentuation. Column can be equipped with speaker or display. Light colour: 3000K/4000K. Protection rating I or II.

Lamp: LED up to approx. 53W




Smart City Options



Product Information
www.hess.eu/3110



www.hess.eu/renoelements

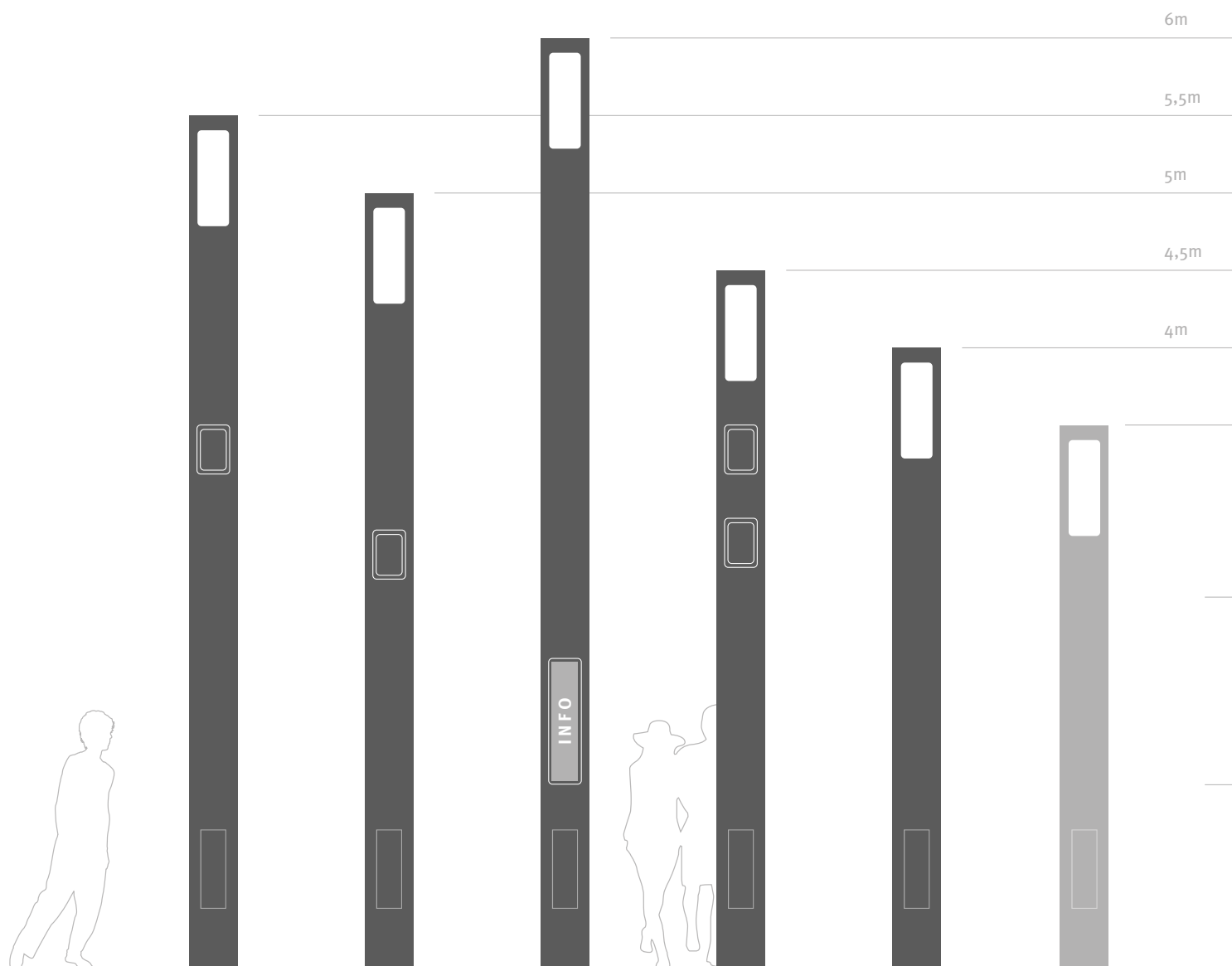


RENO ELEMENTS

A COHERENT DESIGN

A luminaire as from a single piece – and you can take that almost literally. The extruded aluminium profiles are manufactured to the desired length in one piece, and the recesses for the “Elements” are precisely cut out at the desired locations.

This results in a striking as well as elegant luminaire with perfectly integrated elements – without shadow gaps.



Sala

BAYBROOKmall

Salat
NOW OPEN

the
TEA

JOY

Floor





2

OUTDOOR LIGHTING

.hess



DALVIK S

LUMINAIRE

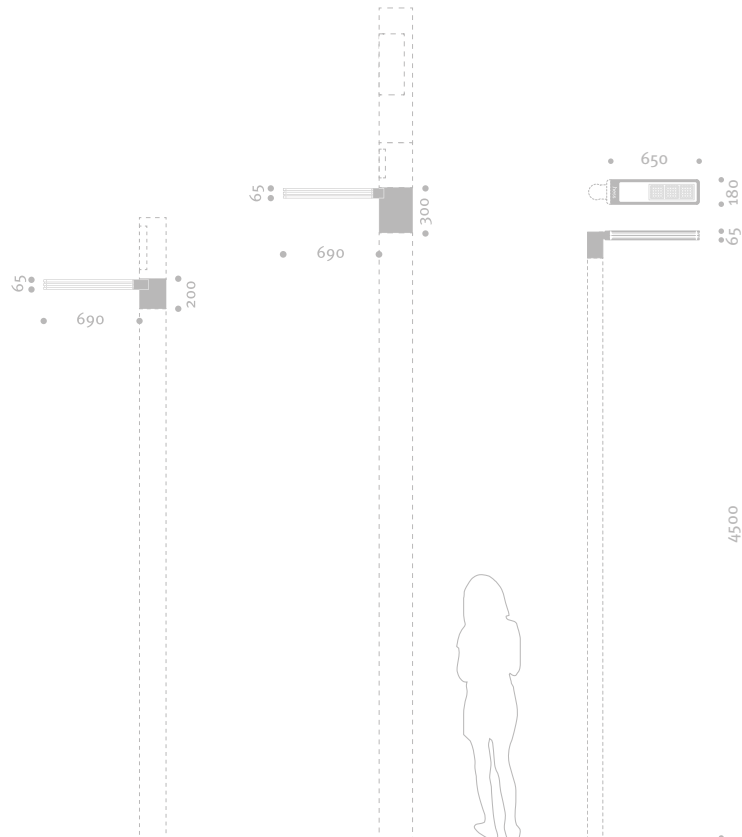
DALVIK – Your city will love them. Thanks to its timeless design and high degree of flexibility, the DALVIK can be used in many different ways – making it ideal for holistic design approaches in urban areas. DALVIK can be fitted and equipped entirely according to your needs and technical requirements – always with the objective of delivering the best light.

Product Description: Rectangular luminaire body made of cast aluminium with two circumferential joints. Luminaire enclosure made of single-pane safety glass. Depending on the model, modular pole adapters made of aluminium – for third-party poles (spigot 76.1 mm and 60.3 mm), for Hess quality poles (spigot 82.5 mm and 88.9 mm). For City Elements 230 and 180, matching pole adapters are also available. Light colour: 3000K/4000K. Protection rating I or II.

Accessories: Hess quality pole, cylindrical, galvanised steel. Spigot tapered. Pole adapter.

Lamp: LED up to approx. 90W

Product Family: Wall mounted luminaire



Smart City Options



Product Information
www.hess.eu/1660



DALVIK R

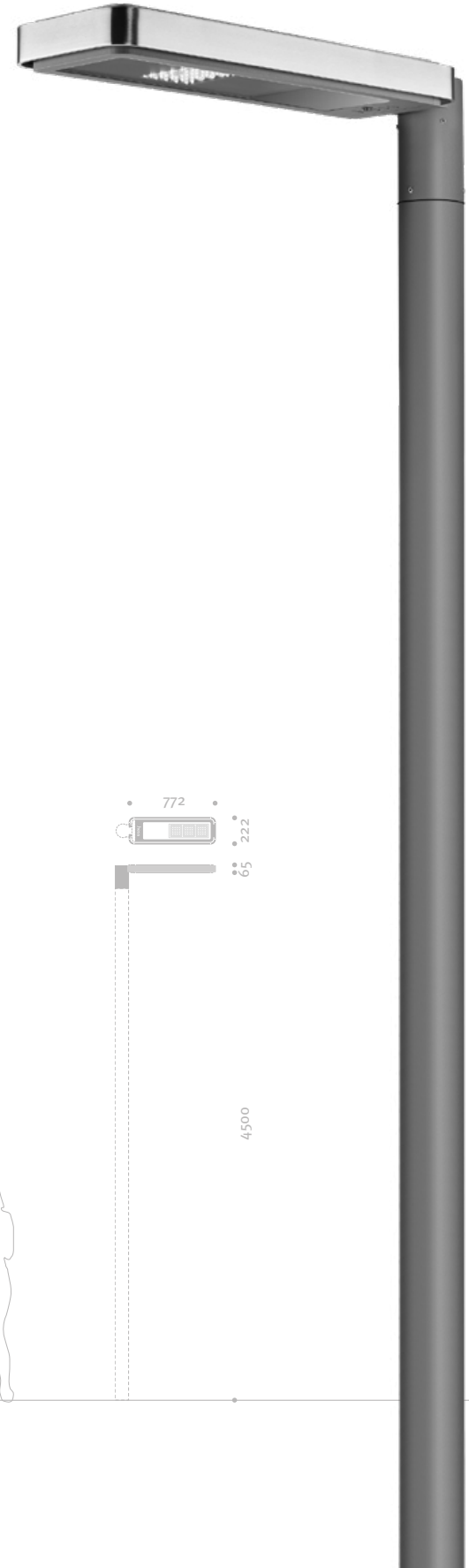
LUMINAIRE

DALVIK – Your city will love them. Thanks to its timeless design and high degree of flexibility, the DALVIK can be used in many different ways – making it ideal for holistic design approaches in urban areas. DALVIK can be fitted and equipped entirely according to your needs and technical requirements – always with the objective of delivering the best light.

Product Description: Rectangular luminaire body made of cast aluminium with attached circumferential stainless steel frame. Luminaire enclosure made of single-pane safety glass. Depending on the model, modular pole adapters made of aluminium – for third-party poles (spigot 76.1 mm and 60.3 mm), for Hess quality poles (spigot 82.5 mm and 88.9 mm). Light colour: 3000K/4000K. Protection rating I or II.

Accessories: Hess quality pole, cylindrical, galvanised steel. Spigot tapered. Pole adapter.

Lamp: LED up to approx. 90W



Smart City Options



Product Information
www.hess.eu/1661



DE - Stuttgart



DE - Stuttgart



CANTO

POLE MOUNTED LUMINAIRE WITH BRACKET

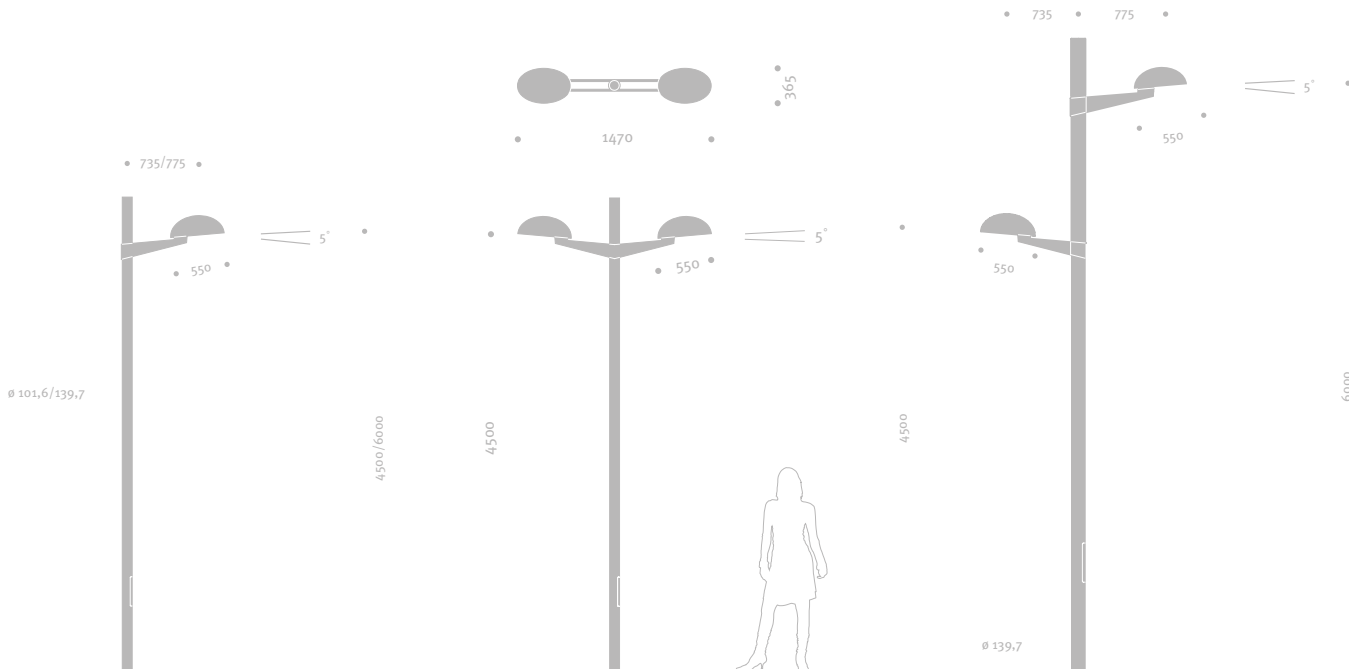

CANTO – outdoor lighting with a sense of family. As a pole, wall and catenary suspended luminaire, it offers many versatile options. And thanks to its design, CANTO creates more than just accent lighting even during the day. As an outdoor luminaire, the CANTO can be combined with a cylindrical or a arched mast – a symbiosis with a very special charm.

Product Description: Oval luminaire body made of cast aluminium. Luminaire enclosure made of single-pane safety glass. Bracket made of steel, galvanised. Light colour: 3000K/4000K. Protection rating I or II. Straight Hess quality pole, cylindrical, steel, galvanised, optionally with continuous embedded base or flange plate.

Note: Also available with curved pole, see CANTO G.

Lamp: LED up to approx. 78W

Product Family: Wall mounted luminaire, Catenary suspended luminaires



Design: JEAN-M. SCHNEIDER




Product Information
www.hess.eu/1031



SA - Riyadh



KR - Yeosu, Jeollanam-do



CANTO G

POLE MOUNTED LUMINAIRE WITH BRACKET

CANTO – outdoor lighting with a sense of family. As a pole, wall and catenary suspended luminaire, it offers many versatile options. And thanks to its design, CANTO creates more than just accent lighting even during the day. As an outdoor luminaire, the CANTO can be combined with a cylindrical or a arched mast – a symbiosis with a very special charm.

Product Description: Oval luminaire body made of cast aluminium. Luminaire enclosure made of single-pane safety glass. Bracket made of steel, galvanised. Light colour: 3000K/4000K. Protection rating I or II. Curved Hess quality pole, conical, steel, galvanised, optionally with continuous embedded base or flange plate.

Note: Also available with straight pole; see CANTO.

Lamp: LED up to approx. 78W

Product Family: Wall mounted luminaire, Catenary suspended luminaires



Design: JEAN-M. SCHNEIDER




Product Information
www.hess.eu/1033



DE - Geldern



DE - Osnabrück



LINEA

POLE MOUNTED LUMINAIRE WITH BRACKET


The LINEA impresses with its restrained, simple design – and this simple elegance in particular makes it a real eye-catcher. In addition to its elegant appearance, the LINEA has a lot to offer, also and especially for demanding mounting heights.

Product Description: Rectangular luminaire body made of aluminium. Luminaire enclosure made of single-pane safety glass, opens without tools. Hess quality pole, rectangular, steel, galvanised, optionally with continuous embedded base or flange plate. Light colour: 3000K/4000K. Protection rating I or II.

LSH 4400: Can be equipped with LED up to approx. 53W

LSH 5900/7900: Can be equipped with LED up to approx. 107W

Product Family: Illuminating bollards



Smart City Options



Design: DIRK BERTULEIT



Product Information
www.hess.eu/1111



CH - Films



CH - Films



BARCELONA

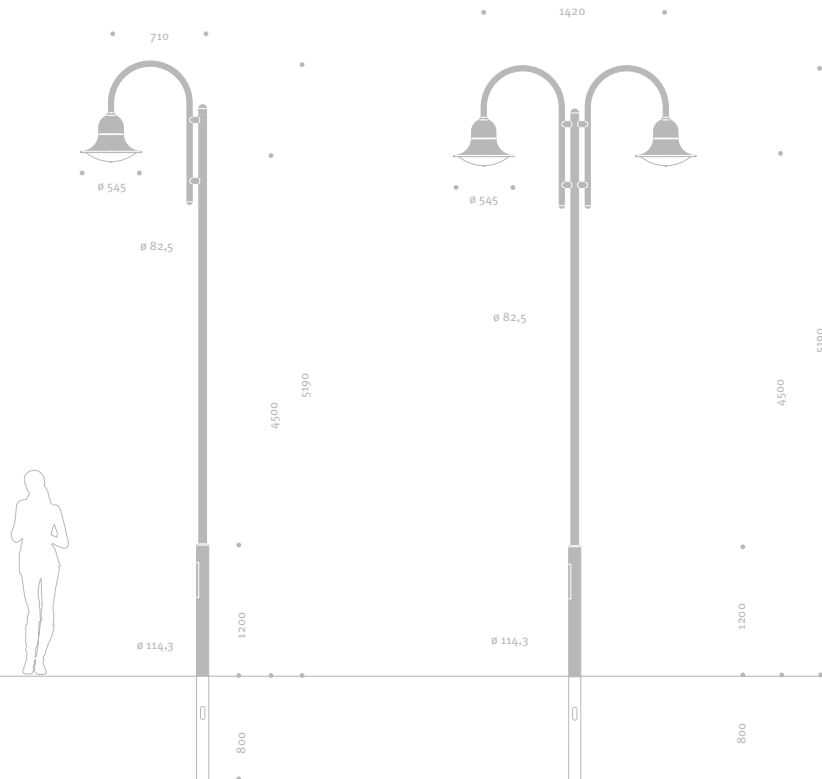
POLE MOUNTED LUMINAIRE WITH BRACKET

One of the classic luminaires from Hess. A classic luminaire that is nevertheless completely in keeping with the times. With the BARCELONA, Hess combines a familiar and very popular form with the technological advantages of modernity. In short: The BARCELONA is a classic – but also quite state-of-the-art.

Product Description: Bell-shaped luminaire body made of aluminium. Luminaire enclosure made of PMMA, bowl-shaped. Arched bracket made of steel, galvanised. Hess quality pole, cylindrically stepped, steel, galvanised, optionally with continuous embedded base or flange plate. Light colour: 3000K/4000K. Protection rating I or II.

Lamp: LED up to approx. 53W

Product Family: Wall mounted luminaires



Product Information
www.hess.eu/1610




US - Los Angeles, California



DE - Leonberg



NOVARA ML



LUMINAIRE WITH BRACKET

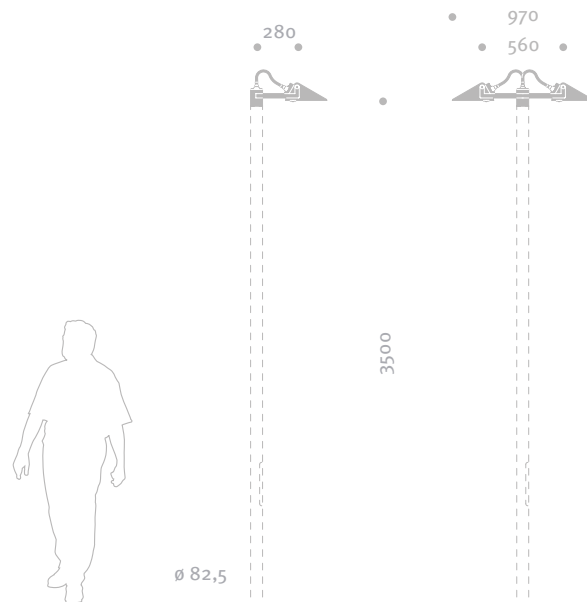
Public spaces and buildings need lighting concepts that are both functional and attractive at the same time. The NOVARA luminaire series meets these requirements. With wall and bracket-mounted luminaires as well as bollards, appropriate models are available for a variety of different lighting situations. Holistic and attractive concepts – with NOVARA from Hess.

Product Description: Cast aluminium luminaire body. Luminaire enclosure made of single-pane safety glass, opens without tools. Inclination of the luminaire adjustable in increments: 0°, 15°, 30°. Cable protection hose made of stainless steel mesh. Including bracket made of steel, galvanised. Light colour: 3000K/4000K. Protection rating I or II.

Accessories: Hess quality pole, cylindrical, galvanised steel. Spigot tapered.

Lamp: LED up to approx. 28W

Product Family: Illuminating Bollards, Wall mounted luminaires





DE - Frankfurt / Main



DE - Frankfurt / Main



NOVARA SL

LUMINAIRE WITH BRACKET

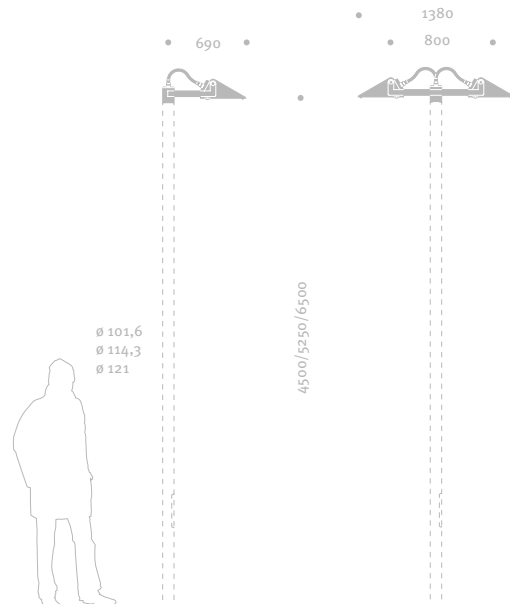

Public spaces and buildings need lighting concepts that are both functional and attractive at the same time. The NOVARA luminaire series meets these requirements. With wall and bracket-mounted luminaires as well as bollards, appropriate models are available for a variety of different lighting situations. Holistic and attractive concepts – with NOVARA from Hess.

Product Description: Cast aluminium luminaire body. Luminaire enclosure made of single-pane safety glass, opens without tools. Inclination of the luminaire adjustable in increments: 0°, 10°, 20°, 30°, 40°. Cable protection hose made of stainless steel mesh. Including bracket made of steel, galvanised. Light colour: 3000K/4000K. Protection rating I or II.

Accessories: Hess quality pole, cylindrical, galvanised steel. Spigot tapered.

Lamp: LED up to approx. 53W

Product Family: Illuminating Bollards, Wall mounted luminaires






DE - München



DE - München



NOVARA S



LUMINAIRE WITH BRACKET

Public spaces and buildings need lighting concepts that are both functional and attractive at the same time. The NOVARA luminaire series meets these requirements. With wall and bracket-mounted luminaires as well as bollards, appropriate models are available for a variety of different lighting situations. Holistic and attractive concepts – with NOVARA from Hess.

Product Description: Cast aluminium luminaire body. Luminaire enclosure made of single-pane safety glass, opens without tools. Inclination of the luminaire adjustable in increments: 0°, 10°, 20°, 30°, 40°. Cable protection hose made of stainless steel mesh. Including bracket made of steel, galvanised. Light colour: 3000K/4000K. Protection rating I or II.

Accessories: Hess quality pole, cylindrical, galvanised steel. Spigot tapered.

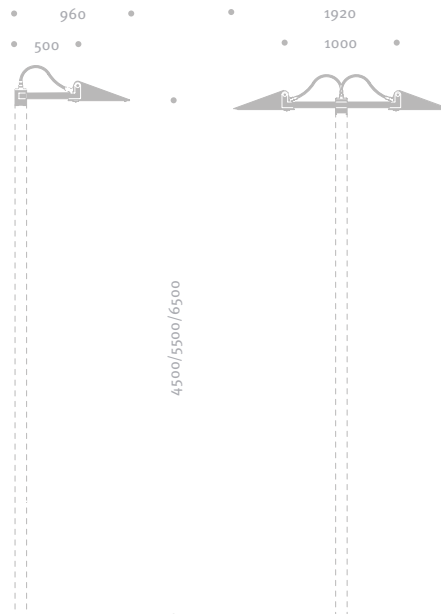
Lamp: LED up to approx. 53W

Product Family: Illuminating Bollards, Wall mounted luminaires

Smart City Options



• 101,6
• 114,3
• 121






DE - Recklinghausen



DE - Leonberg



NOVARA SAL



LUMINAIRE WITH BRACKET

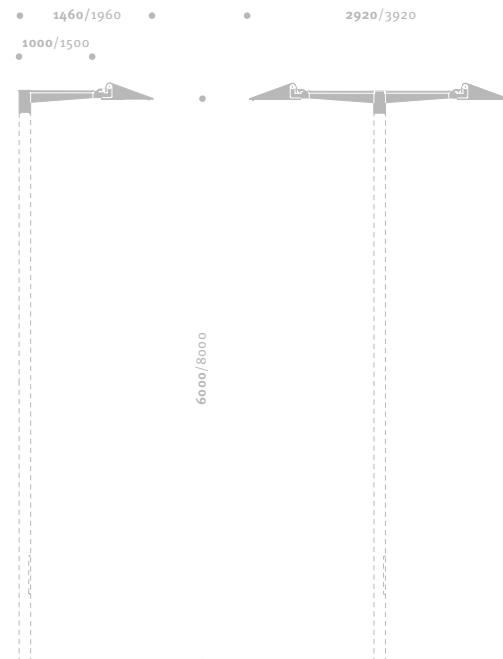
Public spaces and buildings need lighting concepts that are both functional and attractive at the same time. The NOVARA luminaire series meets these requirements. With wall and bracket-mounted luminaires as well as bollards, appropriate models are available for a variety of different lighting situations. Holistic and attractive concepts – with NOVARA from Hess.

Product Description: Cast aluminium luminaire body. Luminaire enclosure made of single-pane safety glass, opens without tools. Inclination of the luminaire adjustable in increments: 0°, 10°, 20°, 30°, 40°. Including bracket made of steel, galvanised. Light colour: 3000K/4000K. Protection rating I or II.

Accessories: Hess quality pole, cylindrical, galvanised steel. Spigot tapered.

Lamp: LED up to approx. 53W

Product Family: Illuminating Bollards, Wall mounted luminaires



Smart City Options



Product Information
www.hess.eu/1317





YORK

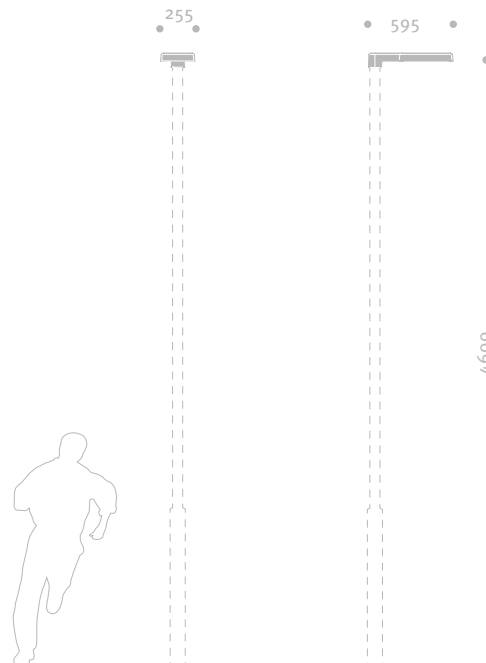
LUMINAIRE WITH BRACKET

Streamlined and minimalist. That's the YORK from Hess. Thanks to its clear expression of design, the luminaire is ideally suited to coherently blending into the overall picture in front of representative buildings with straightforward and minimalist architecture.

Product Description: Rectangular luminaire housing with bracket made of cast aluminium. Luminaire enclosure made of single-pane safety glass. Cable connection space in the bracket accessible without tools. Light colour: 3000K / 4000K. Protection rating I or II.

Hess quality pole, cylindrically stepped, galvanised steel.

Lamp: LED up to approx. 53W





DE - Öhringen



VAE - Abu Dhabi



SERA

LUMINAIRE

Through its curved, wave-like shape, the SERA is a luminaire that is extremely pleasing to the eye. On top of that, the SERA impresses with its purity and simplicity – a simplicity that extends to maintenance.

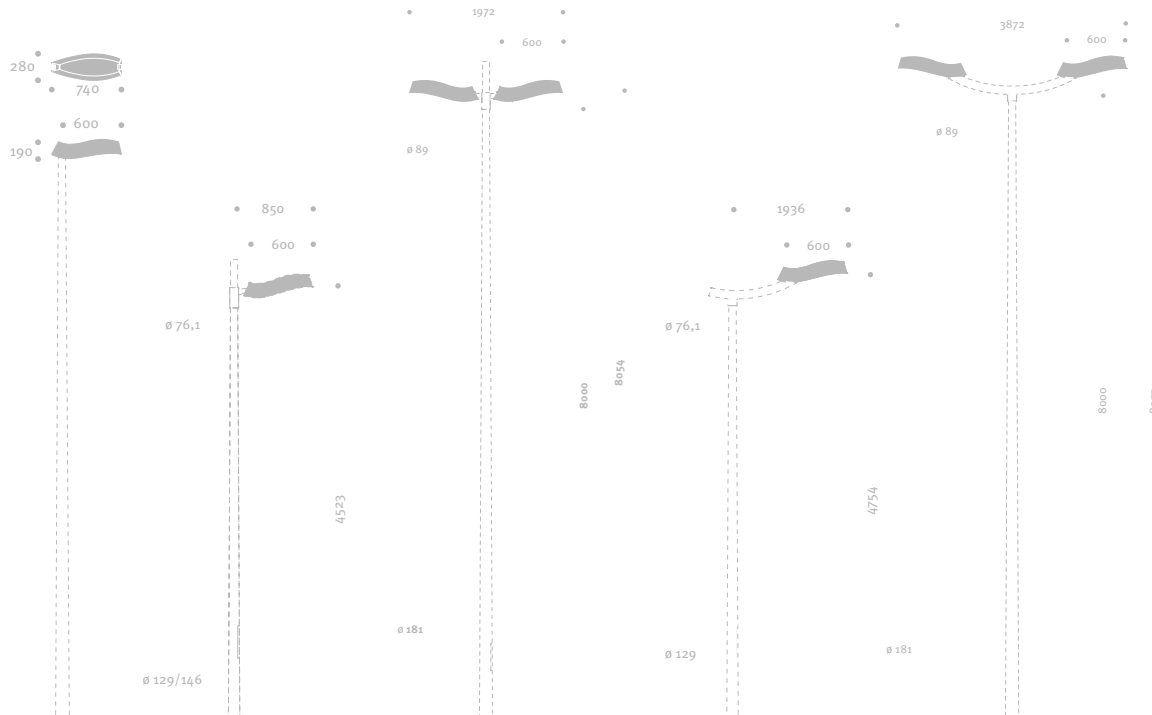
Pure, simple and beautiful. The SERA from Hess.

Product Description: Curved luminaire body made of cast aluminium. Luminaire enclosure made of single-pane safety glass, opens without tools. Inclination of luminaire without bracket SERA S adjustable in increments: 0°, 5°, 10°, 15°. With bracket SERA S: 5°, 10°, 15°, 20°. Light colour: 3000K/4000K. Protection rating I or II.

Accessories: Hess quality pole, conical, galvanised steel. Bracket or wall bracket, galvanised steel.

Lamp: LED up to approx. 53W

Product Family: Wall mounted luminaires



Smart City Options




Product Information
www.hess.eu/1003



DE - Villingen-Schwenningen



DE - Villingen-Schwenningen



LIVORNO S LIVORNO XL

LUMINAIRE

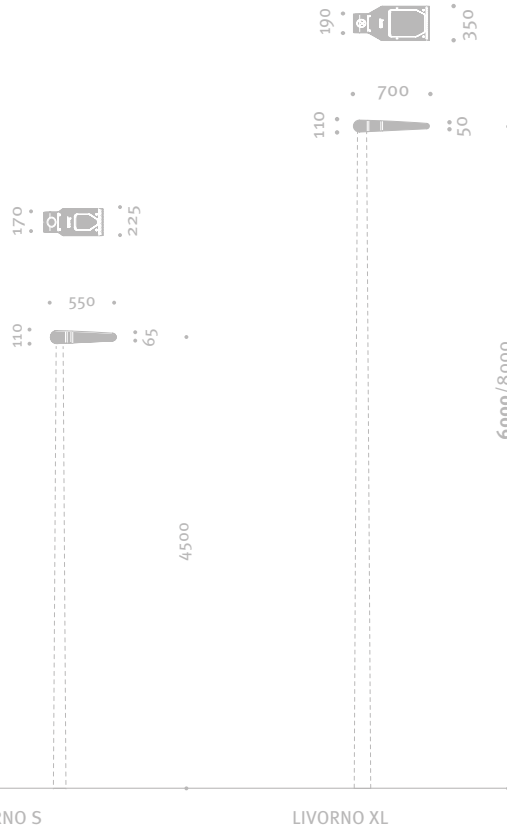

Attractive in design, efficient in lighting technology and thus ideally suited to the requirements of urban space. The luminaire head of the LIVORNO is available in different proportions and is therefore always an ideal companion for urban needs.

Product Description: Design luminaire body made of cast aluminium. Luminaire enclosure made of single-pane safety glass, opens without tools. Light colour: 3000K/4000K. Protection rating I or II.

LIVORNO S: Luminaire for pole top mounting. Fitted with LED up to approx. 53W.

LIVORNO XL: Luminaire for pole top and side mounting. For pole top mounted installation, angle of 0° and 5° possible. Fitted with LED up to approx. 107W.

Accessories: Hess quality pole, conical, galvanised steel. Wall bracket. Single or double bracket possible.



Smart City Options



Product Information
www.hess.eu/1168



DE - Hamburg



US - Houston, Texas



AGENA

POLE MOUNTED LUMINAIRE

Thanks to its classic lines with indirect, virtually glare-free lighting technology, the AGENA luminaire blends discreetly into both historic and modern architectural environments. With the AGENA you set accents – by day and by night.

Product Description: Round luminaire canopy made of thick-walled aluminium, painted white on the inside, illuminated from below. Support elements made of cast aluminium. Cylindrical luminaire glass made of borosilicate glass, top closed with aluminium louvres. Luminaire body made of aluminium. Hess quality pole, cylindrically stepped, steel, galvanised, optionally with continuous embedded base or flange plate.
Light colour: 3000K/4000K. Protection rating I or II.

Lamp: LED up to approx. 40W



Design: JEAN-M. WILMOTTE



Product Information
www.hess.eu/1054



US - Houston, Texas



US - Houston, Texas



MADRID

LUMINAIRE

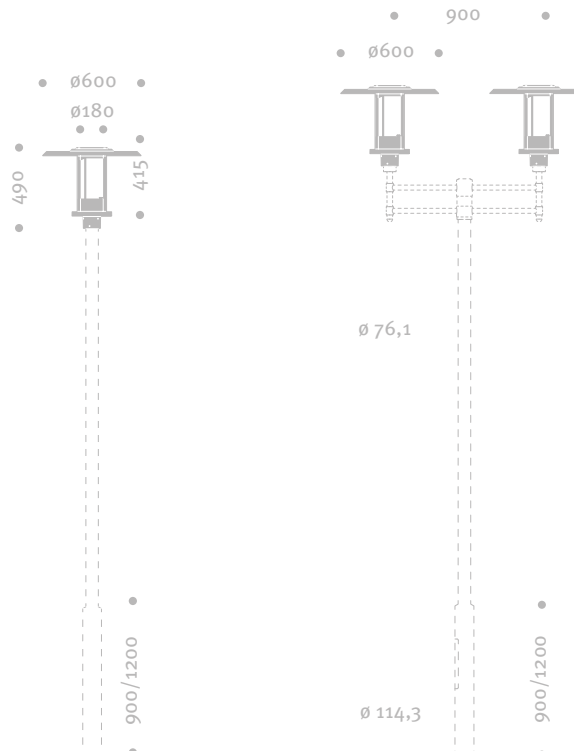
One of the classics from Hess. The MADRID sets standards with its design. A design that is timeless and elegant at the same time. This makes it possible to use the MADRID almost anywhere. The MADRID – a classic that Hess has continued to further develop over the years. The MADRID – a classic, today more modern than ever.

Product Description: Round luminaire canopy made of aluminium. Support elements made of stainless steel. Cylindrical luminaire enclosure made of PMMA. Round luminaire body made of aluminium. Light colour: 3000K/4000K. Protection rating I or II.

Accessories: Hess quality pole, cylindrically stepped, galvanised steel. Bracket double made of galvanised steel.

Lamp: LED up to approx. 28W

Product Family: Wall mounted luminaires, Illuminating Bollards



Smart City Options



Product Information
www.hess.eu/1070



US - Hollywood, California



DE - Heiligenhafen



OSLO

LUMINAIRE

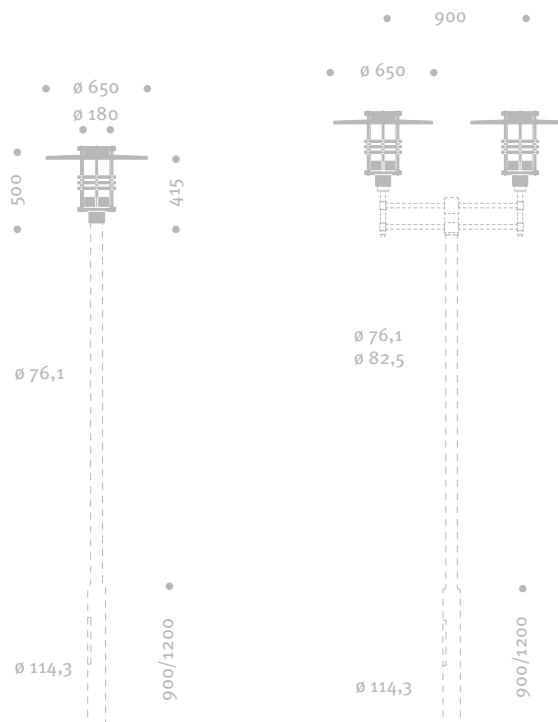
OSLO impresses with a classic and versatile luminaire design. The timeless design allows for the staging of modern architectural surroundings as well as residential areas and neighbourhoods. The luminaire cover, for which the Oslo is known, gives this luminaire its typical and familiar expression of design.

Product Description: Round luminaire canopy, horizontally split in two, made of aluminium, underside painted white. Support elements made of aluminium. Cylindrical luminaire enclosure made of PMMA. Round luminaire body made of aluminium, with louvres. Light colour: 3000K/4000K. Protection rating I or II.

Accessories: Hess quality pole, cylindrically stepped, galvanised steel. Bracket double made of galvanised steel.

Lamp: LED up to approx. 28W

Product Family: Wall mounted luminaires



Smart City Options



Product Information
www.hess.eu/1050



DE - Mainz



CH - Küsnacht



TOLEDO

LUMINAIRE

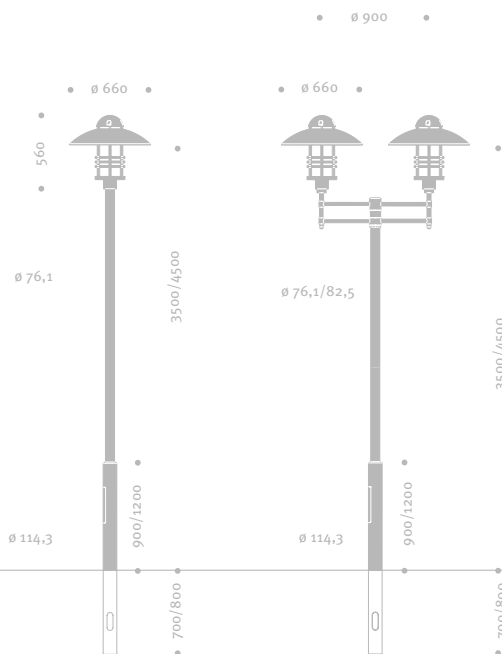
The TOLEDO symbolises classic luminaire design. The style-defining, domed luminaire cover gives the model its typical and unmistakable expression of design. The TOLEDO is also available as a wall mounted luminaire and illuminating bollard. This makes it ideally suited for effectively and attractively staging diverse areas such as pedestrian zones, pavements and parks.

Product Description: Domed luminaire canopy, horizontally separated in two, made of aluminium, underside painted white. Support elements made of aluminium. Cylindrical luminaire enclosure made of PMMA. Round luminaire body made of aluminium, optionally with or without louvres. Light colour: 3000K/4000K. Protection rating I or II.

Accessories: Hess quality pole, cylindrically stepped, galvanised steel. Bracket double made of galvanized steel.

Lamp: LED up to approx. 28W

Product Family: Wall mounted luminaires, Illuminating Bollards



Smart City Options



Product Information
www.hess.eu/1080





AVILA

LUMINAIRE

The AVILA: A luminaire that is created like no other for holistic lighting concepts in urban space. As a pole top mounted, catenary suspended or wall mounted luminaire – it is able to meet any need, during the day and at night.

Product Description: Round luminaire canopy made of aluminium. Cylindrical luminaire enclosure made of PMMA, satin look in the upper part. Encased by two-part aluminium holding rods. Pole support made of aluminium for poles with 76.1 mm spigot. Light colour: 3000K/4000K. Protection rating I or II.

Accessories: Hess quality pole, cylindrically stepped, galvanised steel.

Lamp: LED up to approx. 53W

Product Family: Wall mounted luminaires, Catenary suspended luminaires



Smart City Options



Product Information
www.hess.eu/1910





VILLAGE 300

LUMINAIRE

The VILLAGE 300 from Hess – a very special luminaire. Aluminium and UV-resistant polyacrylic glass create harmony that gives the luminaire incomparable elegance. Filigree rings encircle the luminaire canopy, imparting the VILLAGE 300 with its uniqueness.

The VILLAGE 300 from Hess – when you are looking for something special.

Product Description: Round luminaire canopy made of aluminium. Cylindrical luminaire enclosure made of PMMA, satin look in the upper part. Encased by two-part aluminium holding rods and five design rings made of aluminium. Pole support made of aluminium for poles with 76.1 mm spigot. Light colour: 3000K/4000K. Protection rating I or II.

Accessories: Hess quality pole, cylindrically stepped, galvanised steel.

Lamp: LED up to approx. 53W

Product Family: Wall mounted luminaires, Catenary suspended luminaires



Smart City Options



Product Information
www.hess.eu/1810



DE - Mönchengladbach



DE - Mönchengladbach



RHEYDT

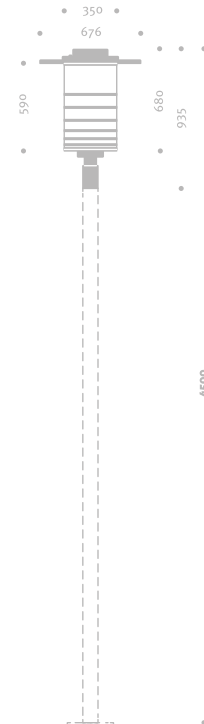
LUMINAIRE

RHEYDT. Design meets function. With its design and functionality, the RHEYDT luminaire is optimally equipped for the requirements of urban space. The RHEYDT luminaire discreetly blends into almost every environment of a city and municipality – and impresses with its state-of-the-art technology.

Product Description: Round luminaire canopy made of aluminium, underside painted white. Support elements made of aluminium. Cylindrical luminaire enclosure made of PMMA. Light colour: 3000K/4000K. Protection rating I or II.

Accessories: Hess quality pole, cylindrically stepped, galvanised steel.

Lamp: LED up to approx. 90W



Product Information
www.hess.eu/1770



BE - Brugge



DE - Donaueschingen



RESIDENZA

LUMINAIRE

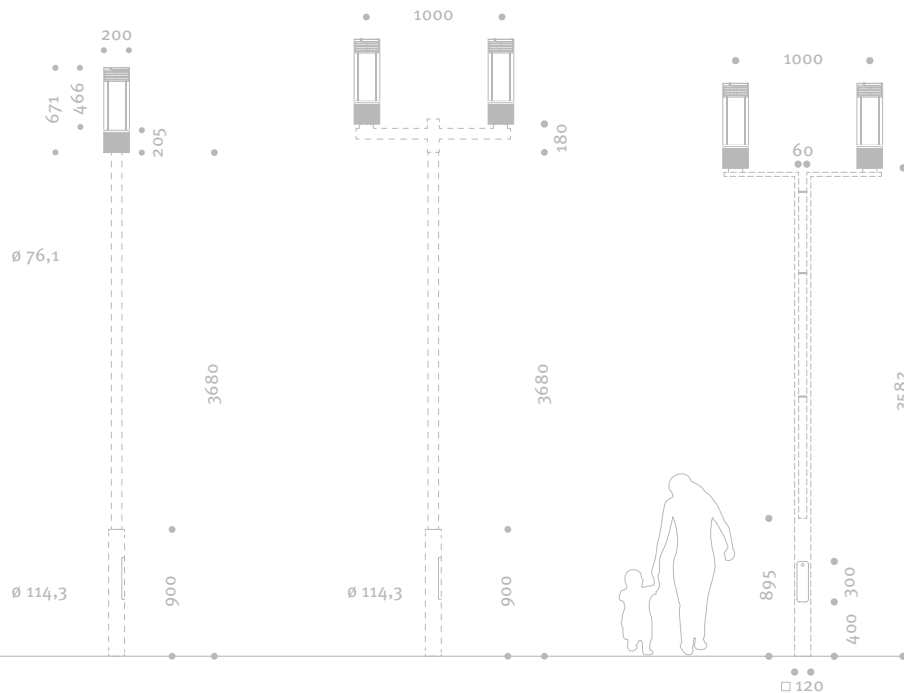
The RESIDENZA from Hess. A luminaire that is created like no other for holistic design concepts in urban space. Whether as an illuminating column, pole top mounted, wall mounted or catenary suspended luminaire – with the RESIDENZA from Hess, you always make the right choice: a diverse and therefore versatile lighting option.

Product Description: Protective cover made of aluminium. Luminaire rests on four aluminium rods, concealed by design sheet. Cylindrical luminaire body made of cast aluminium, universal holder for poles with spigot 60.3 - 82.5 mm. Luminaire enclosure made of PMMA, clear. Diameter 200mm. Light colour: 3000K/4000K. Protection rating I or II.

Accessories: Hess pole, cylindrically stepped, galvanised steel. Pole with embedded base. Pole bracket made of aluminium. Wall bracket made of aluminium. Shade on building side.

Lamp: LED up to approx. 30W

Product Family: Illuminating columns, Catenary suspended luminaires, Wall mounted luminaires



Smart City Options

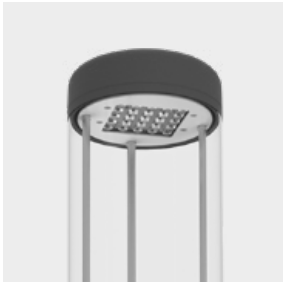


Design: KARSTEN WINKELS



Product Information
www.hess.eu/1012





VARESE

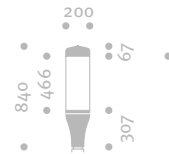
LUMINAIRE

VARESE. A pole top mounted luminaire that combines minimalist design with high functionality. Designed for mounting heights of up to 5 meters, the VARESE is ideal for use in cities and municipalities. The timeless design blends discreetly into almost any environment – and meets all needs with its great functionality.

Product Description: Convex luminaire canopy made of aluminium. Luminaire enclosure made of PMMA, clear. Diameter 200mm. Cylindrical luminaire body made of cast aluminium, elegantly tapering towards the pole. Holder for poles with 76.1 mm. Light colour: 3000K/4000K. Protection rating I or II.

Accessories: Hess quality pole, cylindrical, galvanised steel, spigot tapered. Adapter for reducing spigot to \varnothing 60.3 mm.

Lamp: LED up to approx. 30W



4891





FR - Talant



FR - Talant



CAMPONE

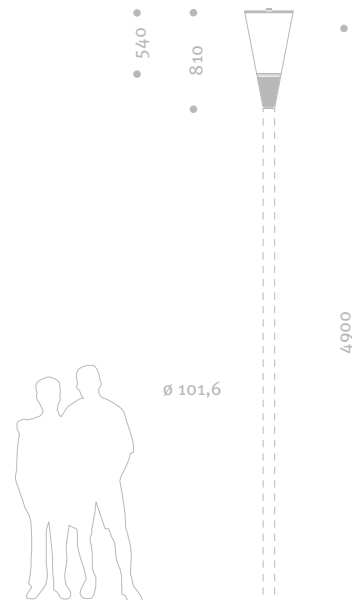
LUMINAIRE

The design of the CAMPONE emphasises clear and minimalist lines. With its inverted conical luminaire head, it radiates simple elegance. Its combination of sophisticated daytime effects with the latest technology makes the CAMPONE a most innovative luminaire.

Product Description: Round luminaire canopy made of aluminium. Conical luminaire enclosure made of PMMA. Luminaire rests on four aluminium rods, concealed by design sheet. Conical luminaire body made of cast aluminium. Light colour: 3000K/4000K. Protection rating I or II.

Accessories: Hess quality poles, cylindrical, galvanised.

Lamp: LED up to approx. 28W



Smart City Options




Product Information
www.hess.eu/1721



DE - Leipzig



DE - Dresden



CAMPO

LUMINAIRE


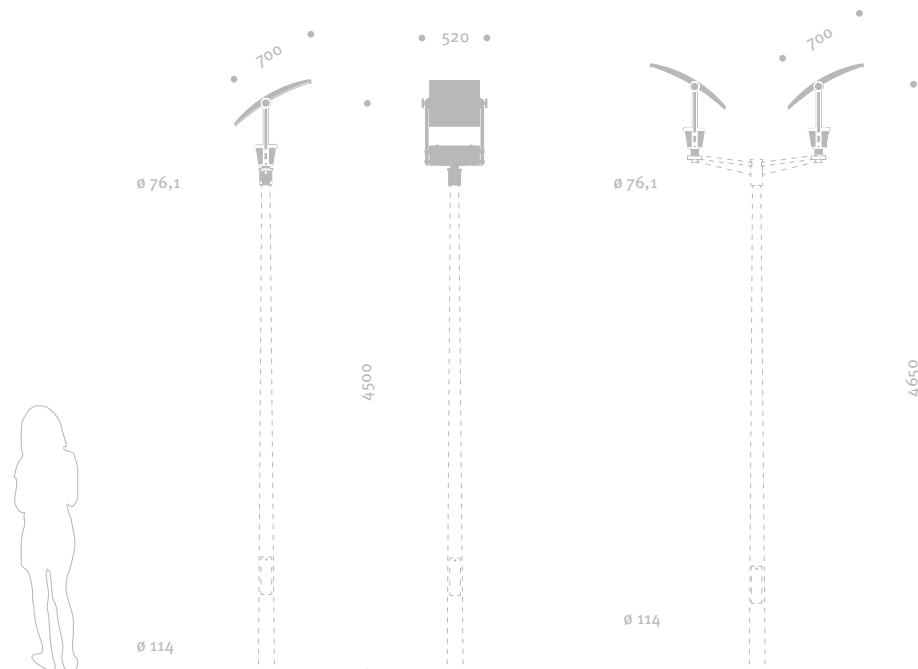
The CAMPO model represents a visual enrichment for urban spaces. Recognised with the “designpreisschweiz” award, the luminaire stands for an impressive daytime effect – and convinces at night with its indirect light, making for a very pleasant atmosphere and ambience. The CAMPO – a luminaire for sophisticated design and lighting solutions.

Product Description: Curved luminaire canopy made of cast aluminium with profiled reflection material made of aluminium. Inclination of luminaire canopy adjustable in increments: 0°, 15°, 30°, 45°, 60°. Support elements made of aluminium. Luminaire enclosure made of single-pane safety glass. Trapezoidal luminaire body made of cast aluminium. Light colour: 3000K/4000K. Protection rating I or II.

Accessories: Hess quality pole, conical, galvanised steel. Bracket, galvanised steel. Wall bracket, galvanised steel.

Lamp: LED up to approx. 42W

Product Family: Wall mounted luminaires





DE - Berlin



CH - Cazis



RIVA

POLE TOP MOUNTED LUMINAIRE

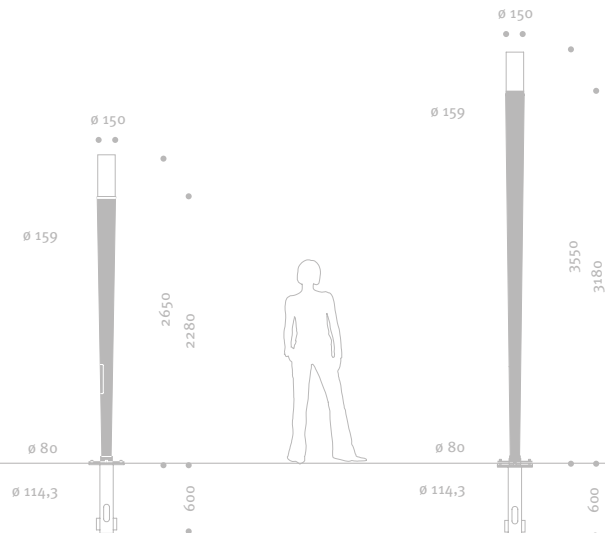
As outdoor lighting, wall mounted luminaire or illuminating bollard, the RIVA model puts both historic and modern architectural environments in the right light – and comes into its own especially well through its torch-like shape and frosted glass cover. The RIVA from Hess – a real eye-catcher.

Product Description: Cylindrical luminaire enclosure made of PMMA, satin-finished. Cylindrical luminaire body made of aluminium, naturally anodised. Conical Hess quality pole, galvanised steel, with flange plate. Protection rating I.

Accessories: separate embedded base, steel, galvanised.

Lamp: 1xE27 up to approx. 25W

Product Family: Wall mounted luminaires, Illuminating Bollards



Design: BEGASSE



Product Information
www.hess.eu/1210





3

ILLUMINATING COLUMNS

.hess



DE - Munich



DE - Neuhausen auf den Fildern



RENO

ILLUMINATING COLUMN

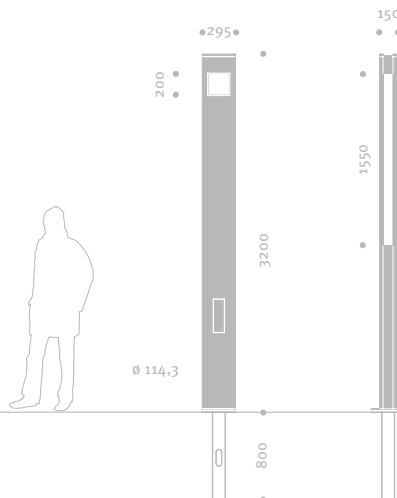
The RENO illuminating column – striking and elegant at the same time. With its soft light, the RENO immerses its surroundings in a very special atmosphere. And with its additional light outlets extending along the sides, the luminaire also provides sophisticated lighting accents, which stand out as design elements in green areas and parks as well as in front of prestigious buildings. RENO – for atmosphere at night and an impressive presence during the day.

Product Description: Rectangular illuminating column made of high-quality aluminium extruded profiles with flange plate. Luminaire enclosure made of satin-finished single-pane safety glass. Luminaire and reflector installed in the upper part of the column. Light colour: 3000K/4000K. Protection rating I or II.

Lamp: LED approx. 43W



Smart City Options



Product Information
www.hess.eu/3100



FR - Drusenheim



NL - Rotterdam



RESIDENZA C

LIGHT COLUMN



The RESIDENZA from Hess. A luminaire that is created like no other for holistic design concepts in urban space. Whether as an illuminating column, pole top mounted, wall mounted or catenary suspended luminaire – with the RESIDENZA from Hess, you always make the right choice: a diverse and therefore versatile lighting option.

Product Description: Cylindrical illuminating column made of aluminium. Protective cover made of aluminium. Luminaire rests on four aluminium rods, concealed by a design sheet. Trapezoidal luminaire body made of cast aluminium. Luminaire enclosure made of PMMA, clear. Light colour: 3000K/4000K. Protection rating I or II.

Lamp: LED up to approx. 30W

Product Family: Outdoor lighting, Wall mounted luminaires, Catenary suspended luminaires

Smart City Options





BE - Kortrijk



BE - Kortrijk



VIGO

ILLUMINATING COLUMN

Versatile and sophisticated – that’s the best way to describe the appearance of the illuminating columns and bollards of the VIGO product range. Distinguished in front of buildings, impressive on carparks and paths. With the VIGO from Hess, you set unmistakable highlights – and thus underscore the perceived value of the exterior space.

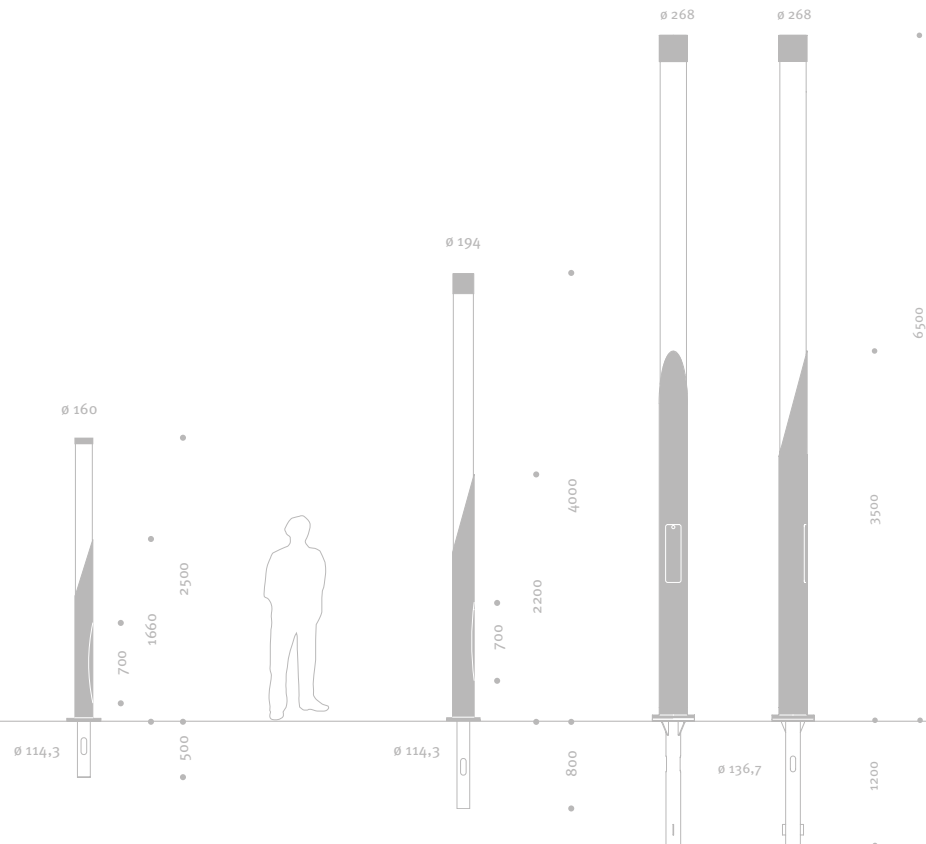
Product Description: Upper cover made of aluminium, painted. Luminaire enclosure made of PMMA, frosted. Round luminaire base made of aluminium, tapered. With flange plate. Protection rating I or II.

VIGO 2500: Optionally fitted with RGB (approx. 30W) or LED (approx. 23W, light colours 3000K/4000K)

VIGO 4000: Optionally fitted with RGB (approx. 30W) or LED (approx. 32W, light colours 3000K/4000K)

VIGO 6500: Equipped with RGB (approx. 35W)

Product Family: Illuminating Bollards




Product Information
www.hess.eu/3070



VAE - Dubai



DE - Geldern



VIGO G

ILLUMINATING COLUMN

Versatile and sophisticated – that's the best way to describe the appearance of the illuminating columns and bollards of the VIGO product range. Distinguished in front of buildings, impressive on carparks and paths. With the VIGO from Hess, you set unmistakable highlights – and thus underscore the perceived value of the exterior space.

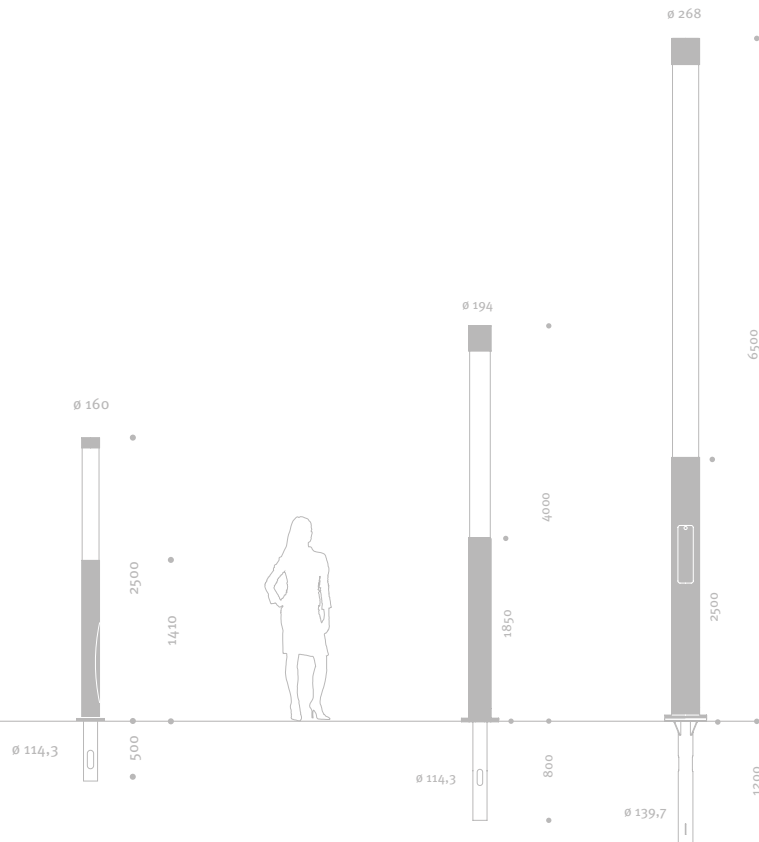
Product Description: Upper cover made of aluminium, painted. Luminaire enclosure made of PMMA, frosted. Round luminaire base made out of aluminium, straight. With flange plate. Protection rating I or II.

VIGO G 2500: Optionally fitted with RGB (approx. 30W) or LED (approx. 23W, light colours 3000K/4000K)

VIGO G 4000: Optionally fitted with RGB (approx. 30W) or LED (approx. 32W, light colours 3000K/4000K)

VIGO G 6500: Equipped with RGB (approx. 35W)

Product Family: Illuminating Bollards




Product Information
www.hess.eu/3072



DE - München



DE - Mülheim an der Ruhr



VIGO Q VIGO QG

ILLUMINATING COLUMN

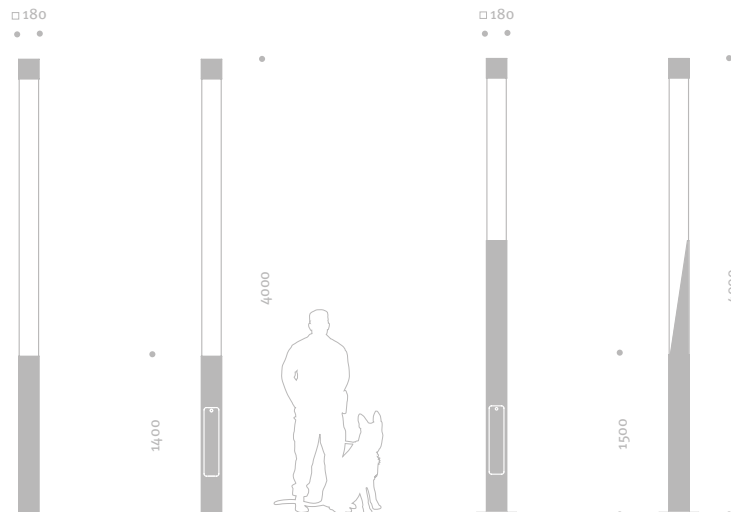
Versatile and sophisticated – that's the best way to describe the appearance of the illuminating columns and bollards of the VIGO product range. Distinguished in front of buildings, impressive on carparks and paths. With the VIGO from Hess, you set unmistakable highlights – and thus underscore the perceived value of the exterior space.

Product Description: Upper cover made of aluminium, painted. Luminaire enclosure made of PMMA, frosted. With flange plate. Optionally fitted with RGB (approx. 30W) or LED (approx. 32W, light colours 3000K/4000K) Protection rating I or II.

VIGO Q 4000: Rectangular illuminating column made of aluminium, column base tapered.

VIGO QG 4000: Rectangular illuminating column made of aluminium, column base straight.

Product Family: Illuminating Bollards







4

LIGHT BEAM IMAGE SPLITTING

.hess





UK - Ruddington, Notts



DE - Villingen-Schwenningen



FARO 720 FARO 960

LIGHT BEAM IMAGE SPLITTING

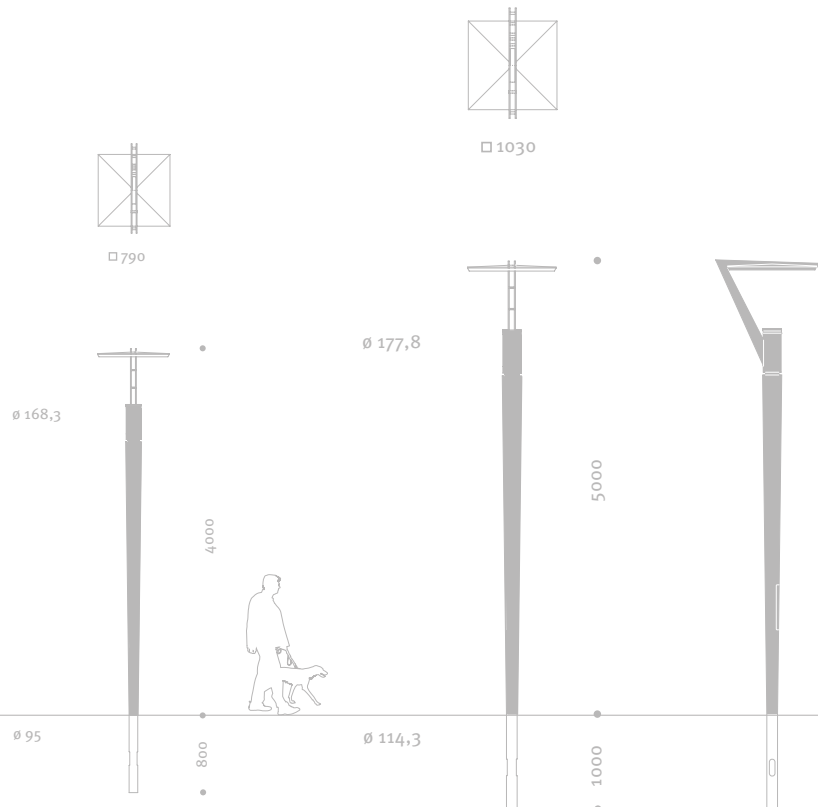
The FARO combines modern design with quality of light par excellence. The modern design impresses during the day, and the extremely high quality of light makes an impression at night. This means the FARO is perfect for use in very tastefully designed outdoor facilities. You will quickly learn to appreciate the luxury of indirect and virtually glare-free light.

Product Description: Luminaire for glare-free, symmetrical, indirect lighting. Square luminaire canopy made of aluminium, illuminated from below. Secondary reflector in luminaire canopy made of special plastic with single facets, surface coated with ultra-pure aluminium with 2x protective finish. Cylindrical luminaire body made of galvanised steel, integrated in the pole. Downwardly tapered conical steel pole, galvanised, optionally with embedded base or flange plate.
Light colour: 3000K/4000K. Protection rating I or II.

FARO 720: Luminaire canopy with 324 facets.

FARO 960: Luminaire canopy with 576 facets.

Lamp: LED up to approx. 55W



Design: KARSTEN WINKELS



Product Information
www.hess.eu/2001



DE - Geldern



BE - Tielt



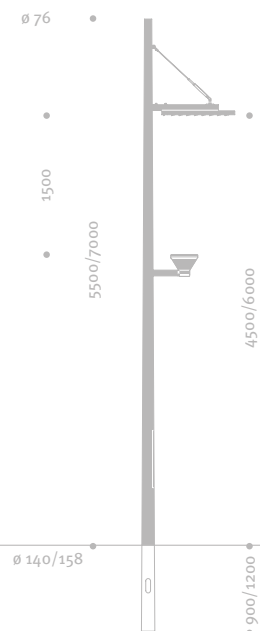
VEDO DP
VEDO DS

LIGHT BEAM IMAGE SPLITTING

Exceptional design and the finest light quality. You get both with the VEDO. Attractive by day, pleasant and atmospheric at night. The high-quality appearance of sophisticated outdoor facilities is supported by the VEDO luminaire – at every time of the day or night. And the pleasantness of indirect and virtually glare-free light speaks for itself.

Product Description: Luminaire for glare-free, symmetrical or asymmetrical, indirect lighting. Square luminaire canopy made of aluminium, illuminated from below. Secondary reflector with 162 facets in luminaire canopy made of special plastic with single facets, surface coated with ultra-pure aluminium with 2x protective finish. Conical luminaire body made of aluminium, side-mounted on pole. Light colour: 3000K/4000K. Conical steel pole, galvanised. Protection rating I or II.

Lamp: LED up to approx. 40W



Product Information
www.hess.eu/2400



Bagel Street Cafe

Bagel Street Cafe



MUSIC

UB

What Laka Likes Mashups

54 291



5

CATENARY SUSPENDED
LUMINAIRES

.hess



AVILA

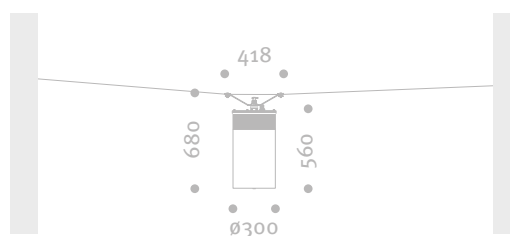
CATENARY SUSPENDED LUMINAIRE

The AVILA: A luminaire that is created like no other for holistic lighting concepts in urban space. As a pole top mounted, catenary suspended or wall mounted luminaire – it is able to meet any need, during the day and at night.

Product Description: Round luminaire canopy made of aluminium. Holder device for on-site suspension cable. With ball joint for alignment of the luminaire. Cylindrical luminaire enclosure made of PMMA, satin look in the upper part. Diameter 300mm. Light colour: 3000K/4000K. Protection rating I or II.

Lamp: LED up to approx. 53W

Product Family: Outdoor lighting, Wall mounted luminaires



Smart City Options



Product Information
www.hess.eu/1940



VILLAGE 300

CATENARY SUSPENDED LUMINAIRE

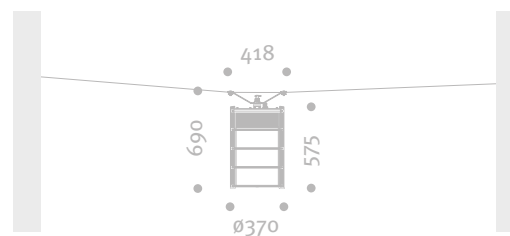
The VILLAGE 300 from Hess – a very special luminaire. Aluminium and UV-resistant polyacrylic glass create harmony that gives the luminaire incomparable elegance. Filigree rings encircle the luminaire canopy, imparting the VILLAGE 300 with its uniqueness.

The VILLAGE 300 from Hess – when you are looking for something special.

Product Description: Round luminaire canopy made of aluminium. Holder device for on-site suspension cable. With ball joint for alignment of the luminaire. Cylindrical luminaire enclosure made of PMMA, satin look in the upper part. Encased by two-part aluminium holding rods and five design rings made of aluminium. Light colour: 3000K/4000K. Protection rating I or II.

Lamp: LED up to approx. 53W

Product Family: Outdoor lighting, Wall mounted luminaires



Smart City Options



Product Information
www.hess.eu/1840



RESIDENZA U

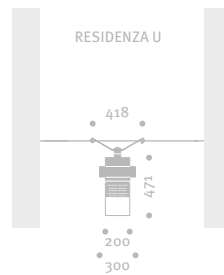
CATENARY SUSPENDED LUMINAIRE

The RESIDENZA from Hess. A luminaire that is created like no other for holistic design concepts in urban space. Whether as an illuminating column or as a catenary suspended, pole top mounted or wall mounted luminaire – with the RESIDENZA from Hess, you always make the right choice: a diverse and therefore versatile lighting option.

Product Description: Cylindrical luminaire body made of cast aluminium with welded on design ring. Luminaire enclosure made of PMMA. Holder device for on-site suspension cable. With ball joint for alignment of the luminaire. Luminaire concealed by design sheet. Light colour: 3000K/4000K. Protection rating I or II.

Lamp: LED up to approx. 30W

Product Family: Outdoor lighting, Illuminating columns, Wall mounted luminaires



Smart City Options



Product Information
www.hess.eu/4010



CANTO UE 550

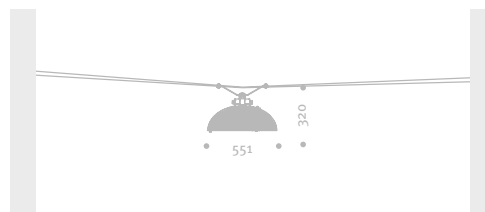

CATENARY SUSPENDED LUMINAIRE

CANTO – outdoor lighting with a sense of family. As a catenary suspended, pole and wall mounted luminaire, it offers many versatile options. With its design, the CANTO sets more than just an accent during the day. Used holistically, the CANTO lends a very special character to exterior spaces.

Product Description: Oval luminaire body made of cast aluminium. Luminaire enclosure made of single-pane safety glass. Holder device for on-site suspension cable. With ball joint for alignment of the luminaire. Light colour: 3000K/4000K. Protection rating I or II.

Lamp: LED up to approx. 80W

Product Family: Outdoor lighting, Wall mounted luminaires



Product Information
www.hess.eu/4032





6

WALL MOUNTED/
CEILING LUMINAIRES

.hess



AVILA

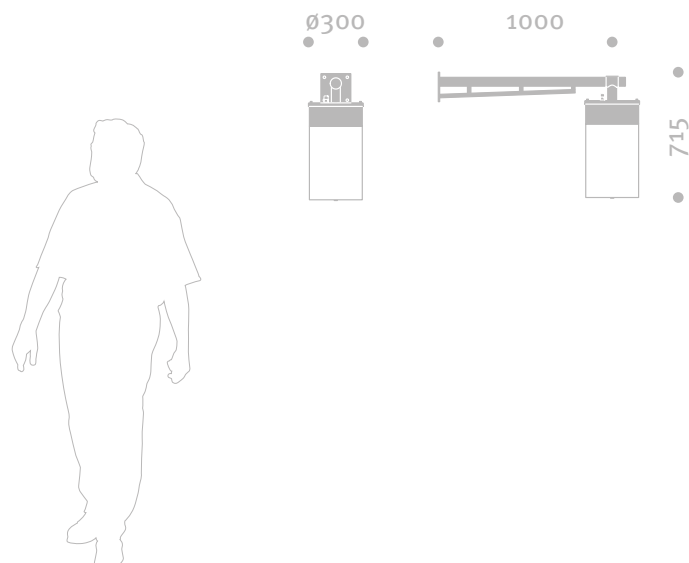
WALL MOUNTED LUMINAIRE – SUSPENDED

The AVILA: A luminaire that is created like no other for holistic lighting concepts in urban space. As a pole top mounted, catenary suspended or wall mounted luminaire – it is able to meet any need, during the day and at night.

Product Description: Round luminaire canopy made of aluminium. Cylindrical luminaire enclosure made of PMMA, satin look in the upper part. Diameter 300mm. Light colour: 3000K/4000K. Protection rating I or II. Wall bracket made of steel, galvanised.

Lamp: LED up to approx. 53W

Product Family: Outdoor lighting, Catenary suspended luminaires



Smart City Options



Product Information
www.hess.eu/1920



AVILA

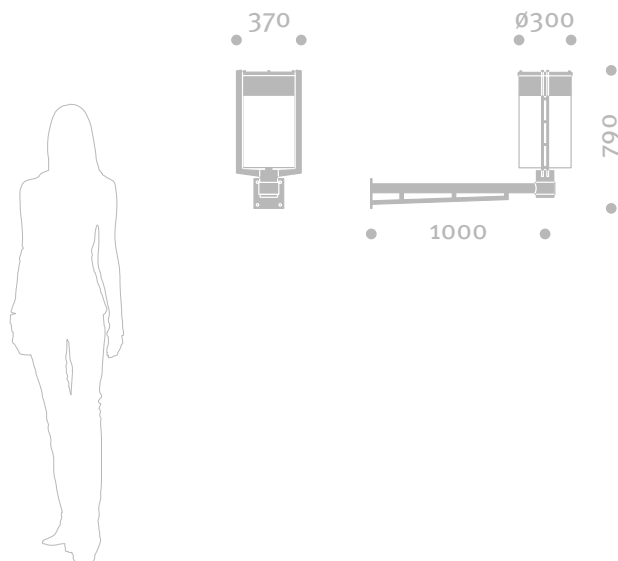
WALL MOUNTED LUMINAIRE – STANDING

The AVILA: A luminaire that is created like no other for holistic lighting concepts in urban space. As a pole top mounted, catenary suspended or wall mounted luminaire – it is able to meet any need, during the day and at night.

Product Description: Round luminaire canopy made of aluminium. Cylindrical luminaire enclosure made of PMMA, satin look in the upper part. Diameter 300mm. Light colour: 3000K/4000K. Protection rating I or II. Wall bracket made of steel, galvanised. Two-part holding rods made of aluminium

Lamp: LED up to approx. 53W

Product Family: Outdoor lighting, Catenary suspended luminaires



Smart City Options



Product Information
www.hess.eu/1930



VILLAGE 300

WALL MOUNTED LUMINAIRE – HANGING

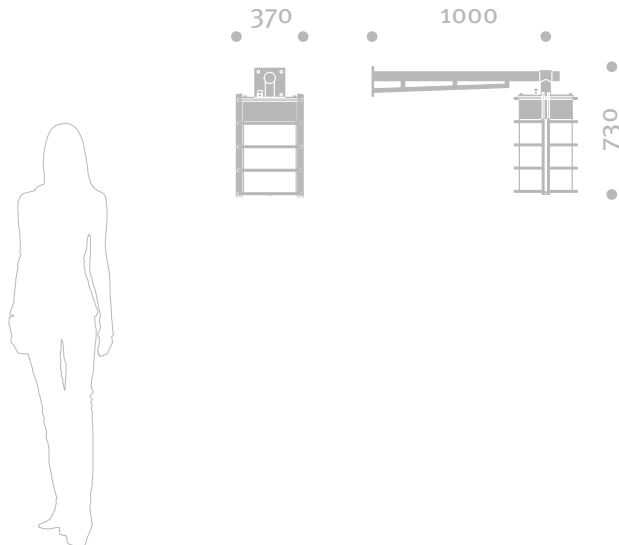
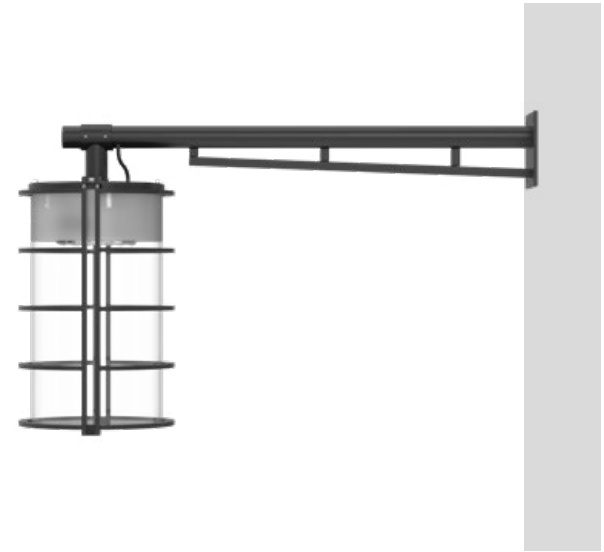
The VILLAGE 300 from Hess – a very special luminaire. Aluminium and UV-resistant polyacrylic glass create harmony that gives the luminaire incomparable elegance. Filigree rings encircle the luminaire canopy, imparting the VILLAGE 300 with its uniqueness.

The VILLAGE 300 from Hess – when you are looking for something special.

Product Description: Round luminaire canopy made of aluminium. Cylindrical luminaire enclosure made of PMMA, satin look in the upper part. Encased by two-part aluminium holding rods and five design rings made of aluminium. Diameter 300mm. Light colour: 3000K/4000K. Protection rating I or II. Wall bracket made of steel, galvanised.

Lamp: LED up to approx. 53W


Product Family: Outdoor lighting, Catenary suspended luminaires



Smart City Options



Product Information
www.hess.eu/1820



VILLAGE 300

WALL MOUNTED LUMINAIRE – STANDING

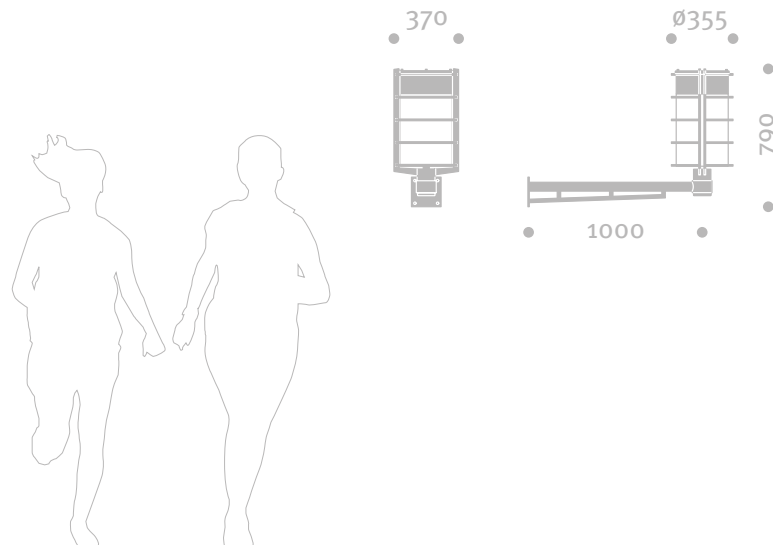
The VILLAGE 300 from Hess – a very special luminaire. Aluminium and UV-resistant polyacrylic glass create harmony that gives the luminaire incomparable elegance. Filigree rings encircle the luminaire canopy, imparting the VILLAGE 300 with its uniqueness.

The VILLAGE 300 from Hess – when you are looking for something special.

Product Description: Round luminaire canopy made of aluminium. Cylindrical luminaire enclosure made of PMMA, satin look in the upper part. Encased by two-part aluminium holding rods and five design rings made of aluminium. Diameter 300mm. Light colour: 3000K/4000K. Protection rating I or II. Wall bracket made of steel, galvanised.

Lamp: LED up to approx. 53W

Product Family: Outdoor lighting, Catenary suspended luminaires



Smart City Options



Product Information
www.hess.eu/1830



ARINI

LUMINAIRE HEAD

ARINI: Light, multifunctionality and design – three elements that we have combined in a unique lighting system. With light, multifunctionality and design, this lighting system ensures a high degree of security, communication, networking and attractiveness in urban areas – and thus also high quality of life and an atmosphere that invites you to linger.

ARINI – INSPIRED BY NATURE.

Product Description: Luminaire head and shield plate made of die-cast aluminium. Luminaire cover made of PMMA. Adjustment of the luminaire head in 10° increments, horizontal max. 120° and vertical max. 130°. Adjustment of the shield plate by 360° possible. Light colour: 3000K/4000K. Two axially symmetric and three rotationally symmetrical optic variants available.

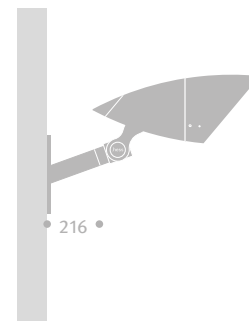


ARINI Light: End cap made of PC, painted. Protection rating I or II.

Equipment: LED approx. 54W

ARINI Light +: End cap made of PC, partially satin-finished on the inside, polished on the outside. For illumination with RGBW, two control variants (CASAMBI and DALI) are available. Protection rating I or II. Equipment: LED approx. 60W

ARINI SPEAKER: End cap made of PC, painted.


Product Family: Outdoor lighting



Smart City Options



Product Information
www.hess.eu/8182



DALVIK S


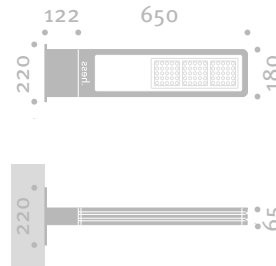
LUMINAIRE

DALVIK S – Your city will love them. Thanks to its timeless design and high degree of flexibility, the DALVIK S can be used in many different ways – making it ideal for holistic design approaches in urban areas. DALVIK S can be fitted and equipped entirely according to your needs and technical requirements – always with the objective of delivering the best light.

Product Description: Rectangular luminaire body with two parallel joints, made of cast aluminium. Luminaire enclosure made of single-pane safety glass. Wall holder made of aluminium. Light colour: 3000K/4000K. Protection rating I or II.

Lamp: LED up to approx. 53W

Product Family: Outdoor lighting



Smart City Options



Product Information
www.hess.eu/1662



CANTO

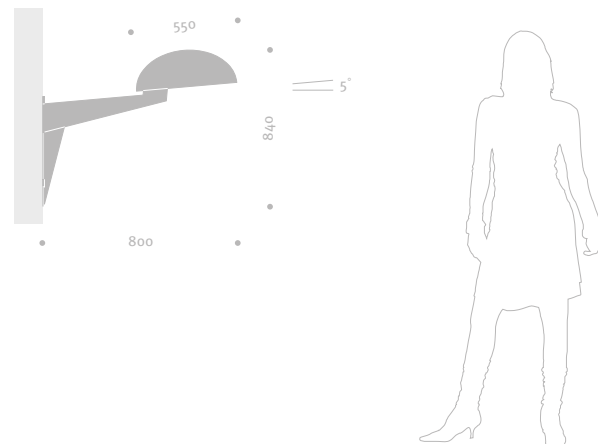

WALL MOUNTED LUMINAIRE

CANTO – outdoor lighting with a sense of family. As a catenary suspended and wall mounted luminaire, it offers many versatile options. And thanks to its design, CANTO creates more than just accent lighting even during the day. Used holistically, the CANTO lends a very special character to exterior spaces.

Product Description: Oval luminaire body made of cast aluminium. Luminaire enclosure made of single-pane safety glass, opens without tools. Wall bracket made of steel, galvanised. Light colour: 3000K/4000K. Protection rating I or II.

Lamp: LED up to approx. 53W

Product Family: Outdoor lighting



Product Information
www.hess.eu/5780



LIVORNO S LIVORNO XL

LUMINAIRE


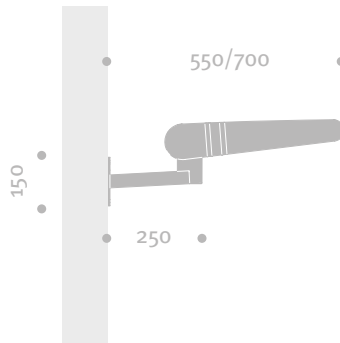
Attractive in design, efficient in lighting technology and thus ideally suited to the requirements of urban space. The luminaire head of the LIVORNO is available in different proportions and is therefore always an ideal companion for urban needs.

Product description: Design luminaire body made of cast aluminium. Luminaire enclosure made of single-pane safety glass, opens without tools. Wall bracket made of steel, galvanised. Light colour: 3000K/4000K. Protection rating I or II.

LIVORNO S: Luminaire for pole top mounting. Equipment: LED up to approx. 53W

LIVORNO XL: Luminaire for pole top and side mounting. For pole top mounted installation, angle of 0° and 5° possible. Equipment: LED up to approx. 107W


Product Family: Outdoor lighting



Smart City Options



Product Information
www.hess.eu/1168



NOVARA L
 NOVARA S
 NOVARA SL
 NOVARA ML

WALL MOUNTED LUMINAIRE

Public spaces and buildings need lighting concepts that are both functional and attractive at the same time. The NOVARA luminaire series meets these requirements. With wall and bracket-mounted luminaires as well as bollards, appropriate models are available for a variety of different lighting situations. Holistic and attractive concepts – with NOVARA from Hess.

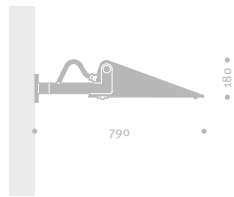

Product Description: Triangular luminaire body made of cast aluminium.
 Luminaire enclosure made of single-pane safety glass, opens without tools.
 Light colour: 3000K/4000K. Protection rating I or II.

NOVARA L: Without cable protection hose. Wall bracket made of steel, galvanised.
 Inclination of the luminaire infinitely adjustable. Equipment: LED up to approx. 10W

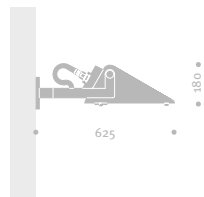
NOVARA ML: Cable protection hose made of stainless steel mesh. Wall bracket made of steel, galvanised. Inclination of the luminaire adjustable in increments:
 0°, 15°, 30°. Equipment: LED up to approx. 28W

NOVARA S, SL: Cable protection hose made of stainless steel mesh. Wall bracket made of steel, galvanised. Inclination of the luminaire adjustable in increments:
 0°, 10°, 20°, 30°, 40°. Equipment: LED up to approx. 53W

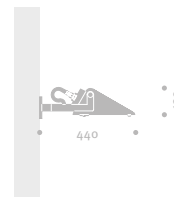
Product Family: Illuminating bollards, Outdoor lighting



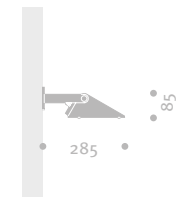
S



SL



ML



L



Product Information
www.hess.eu/5110



SERA

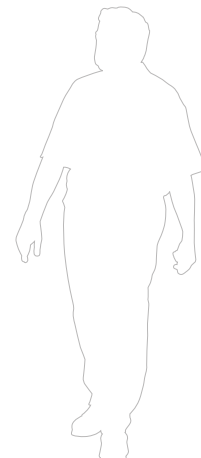
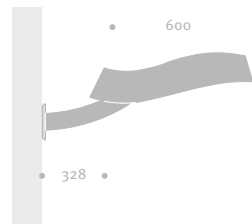

LUMINAIRE

Through its curved, wave-like shape, the SERA is a luminaire that is extremely pleasing to the eye. On top of that, the SERA impresses with its purity and simplicity – a simplicity that extends to maintenance. Pure, simple and beautiful. The SERA from Hess.

Product Description: Curved luminaire body made of cast aluminium. Luminaire enclosure made of single-pane safety glass, opens without tools. Wall bracket made of steel, galvanised. Inclination of the luminaire adjustable in increments: 0°, 5°, 10°, 15°. Light colour: 3000K/4000K. Protection rating I or II.

Lamp: LED up to approx. 53W

Product Family: Outdoor lighting



Smart City Options



Product Information
www.hess.eu/1003



US - Pittsburgh, Pennsylvania



DE - München



CAMPO

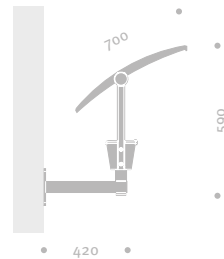
WALL MOUNTED LUMINAIRE

The CAMPO model represents a visual enrichment for urban spaces. Recognised with the “designpreisschweiz” award, the luminaire stands for an impressive daytime effect – and convinces at night with its indirect light, making for a very pleasant atmosphere and ambience. The CAMPO – a luminaire for sophisticated design and lighting solutions.

Product Description: Curved luminaire canopy made of cast aluminium with profiled reflection material made of aluminium. Inclination of luminaire canopy adjustable in increments: 0°, 15°, 30°, 45°, 60°. Support elements made of aluminium. Luminaire enclosure made of single-pane safety glass. Trapezoidal luminaire body made of cast aluminium. Wall bracket made of steel, galvanised. Light colour: 3000K/4000K. Protection rating I or II.

Lamp: LED approx. 42W

Product Family: Outdoor lighting



Product Information
www.hess.eu/5700



BE - Brugge



BE - Brugge



RESIDENZA

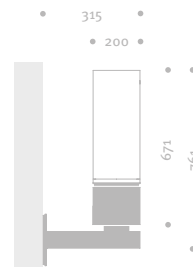


LUMINAIRE

The RESIDENZA from Hess. A luminaire that is created like no other luminaire for holistic design concepts in urban space. Whether as an illuminating column or as a wall mounted, catenary suspended, or pole top mounted luminaire – with the RESIDENZA from Hess, you always make the right choice: a diverse and therefore versatile lighting option.

Product Description: Protective cover made of aluminium. Luminaire rests on four aluminium rods, concealed by a design sheet. Luminaire enclosure made of PMMA, clear. Cylindrical luminaire body made of cast aluminium, holder for wall bracket made of aluminium, spigot 82.5 mm. Light colour: 3000K/4000K. Protection rating I or II.

Lamp: LED up to approx. 28W

Product Family: Outdoor lighting, Illuminating columns, Catenary suspended luminaires



Smart City Options



Product Information
www.hess.eu/1012



MADRID

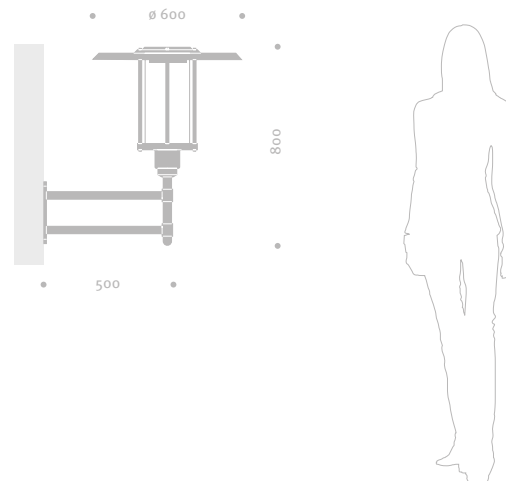
LUMINAIRE

One of the classics from Hess. The MADRID sets standards with its design – a design that is timeless and elegant at the same time. This makes it possible to use the Madrid almost anywhere. The MADRID – a classic that Hess has continued to further develop over the years. The MADRID – a classic, today more modern than ever.

Product Description: Round luminaire canopy made of aluminium. Support elements made of stainless steel. Cylindrical luminaire enclosure made of PMMA. Round luminaire body made of aluminium. Wall bracket made of steel, galvanised. Light colour: 3000K/4000K. Protection rating I or II.

Lamp: LED up to approx. 28W

Product Family: Illuminating Bollards, Outdoor lighting



Smart City Options



Product Information
www.hess.eu/1070



OSLO

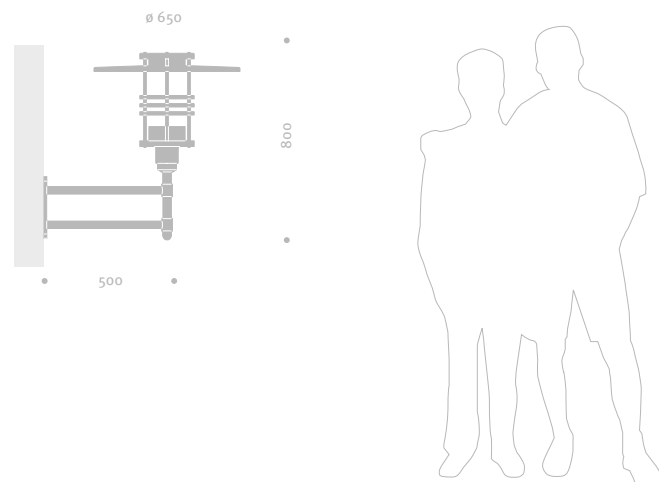

LUMINAIRE

OSLO impresses with a classic and versatile luminaire design. The timeless design allows for the staging of modern architectural surroundings as well as residential areas and neighbourhoods. The luminaire cover, for which the Oslo is known, gives this luminaire its typical and familiar expression of design.

Product Description: Round luminaire canopy, horizontally divided in two, made of aluminium, underside painted white. Support elements made of aluminium. Cylindrical luminaire enclosure made of PMMA. Round luminaire body made of aluminium, optionally with or without louvres. Wall bracket made of steel, galvanised. Light colour: 3000K/4000K. Protection rating I or II.

Lamp: LED up to approx. 28W

Product Family: Outdoor lighting



Smart City Options



Product Information
www.hess.eu/1050



TOLEDO


LUMINAIRE

The TOLEDO symbolises classic luminaire design. The style-defining, domed luminaire cover gives the model its typical and unmistakable expression of design. The TOLEDO is also available as a pole top mounted luminaire and illuminating bollard. This makes it ideally suited for effectively and attractively staging diverse areas such as pedestrian zones, pavements and parks.

Product Description: Domed luminaire canopy, horizontally separated in two, made of aluminium, underside painted white. Support elements made of aluminium. Cylindrical luminaire enclosure made of PMMA. Round luminaire body made of aluminium, optionally with or without louvres. Wall bracket made of steel, galvanised. Light colour: 3000K/4000K. Protection rating I or II.

Lamp: LED up to approx. 28W


Product Family: Illuminating Bollards, Outdoor Lighting, Power and water Bollards



Smart City Options



Product Information
www.hess.eu/1080



BARCELONA

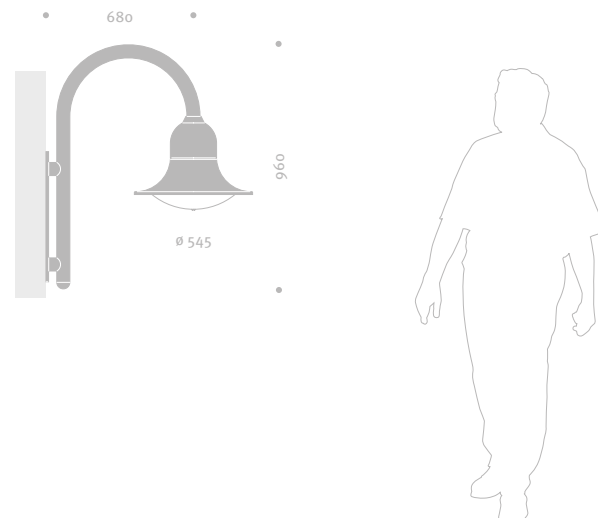
WALL MOUNTED LUMINAIRE

One of the classic luminaires from Hess. A classic luminaire that is nevertheless completely in keeping with the times. With the BARCELONA, Hess combines a familiar and very popular form with the technological advantages of modernity. In short: The BARCELONA is a classic – but also quite state-of-the-art.

Product Description: Bell-shaped luminaire body made of aluminium. Luminaire enclosure made of PMMA, bowl-shaped. Arched bracket made of steel, galvanised. Wall bracket made of steel, hot-dip galvanised. Light colour: 3000K/4000K. Protection rating I or II.

Lamp: LED up to approx. 53W

Product Family: Outdoor Lighting



Product Information
www.hess.eu/5740



ALT BERLIN

LUMINAIRE

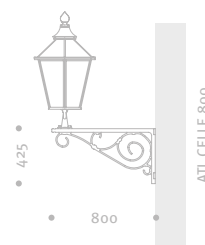


History meets modernity. With the ALT BERLIN, Hess combines historic lighting design with the latest technology: In this way the ALT BERLIN manages the balancing act between the classic ambience of a historic district and the high efficiency of the present day.

Product Description: Roof and luminaire cage made of aluminium alloy. Support elements made of cast aluminium. Glass cage closed, luminaires enclosure made of PMMA, clear or structured. With mounting bracket. Light colour: 3000K/4000K. Protection rating I or II.

Accessories: Wall bracket Celle 610 or 800, wall bracket Old Frankfurt 740

Lamp: LED up to approx. 28W

Product Family: Heritage lighting



Product Information
www.hess.eu/9930



BURGOS

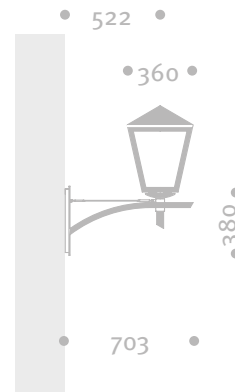
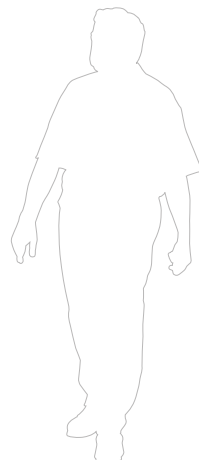
LUMINAIRE

The BURGOS from Hess. Classic and restrained lighting design combined with state-of-the-art LED technology. With its classic and minimalist design, the BURGOS fits into the architecture of historic cities and underscores their unique charm. The latest LED technology ensures the best light and high efficiency. The BURGOS – past, present and future perfectly combined.

Product Description: Protective cover made of aluminium. Luminaire rests on four aluminium rods, concealed by a design sheet. Cylindrical luminaire body made of cast aluminium, holder for wall bracket, steel, galvanised. Luminaire enclosure made of PMMA, clear. Light colour: 3000K/4000K. Protection rating I or II.

Lamp: LED up to approx. 28W

Product Family: Heritage lighting



Product Information
www.hess.eu/9020



DE - Bad Krozingen



IN - Pune



PARMA PARMA G

WALL MOUNTED LUMINAIRE

The PARMA from Hess is the modern interpretation of the classic torch light. The eye-catcher of the luminaire is the conical, satin-finished luminaire canopy on a conical wall arm. Conceived as a product family, PARMA is perfect for effective light staging and an impressive and uniform design around buildings.

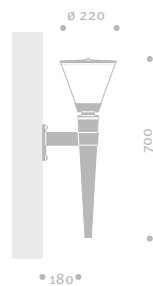
Product Description: Conical luminaire body made of aluminium. Upper cover made of aluminium. Luminaire enclosure made of PMMA, frosted. Conical wall bracket made of cast aluminium. Light colour: 3000K/4000K. Protection rating I.

PARMA: Wall bracket straight

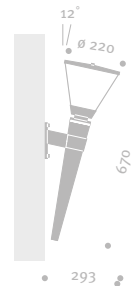
PARMA G: Wall bracket tilted by 12°

Lamp: 1xE27 up to approx. 7W

Product Family: Illuminating Bollards



PARMA



PARMA G



Product Information
www.hess.eu/5010



US - Cerritos, California



DE - München



RIVA RIVA G

WALL MOUNTED LUMINAIRE

As a wall mounted luminaire, outdoor lighting or illuminating bollard, the RIVA model puts both historic and modern architectural environments in the right light – and comes into its own especially well through its torch-like shape and frosted glass cover. The RIVA from Hess – a real eye-catcher.

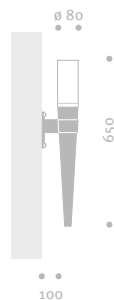
Product Description: Conical luminaire body made of aluminium. Luminaire enclosure made of PMMA, frosted. Conical wall bracket made of cast aluminium. Light colour: 3000K/4000K. Protection rating I.

RIVA: Wall bracket straight

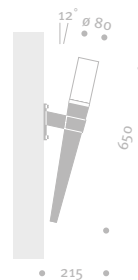
RIVA G: Wall bracket tilted by 12°

Lamp: 1xE27 up to approx. 7W


Product Family: Illuminating Bollards, Outdoor lighting



RIVA



RIVA G





DE - Nidereschach



DE - Nidereschach



BARI 80 BARI 130

SURFACE MOUNTED CEILING LUMINAIRE

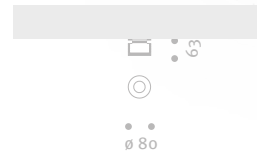
The BARI models from Hess – attractive in appearance and high quality. The premium materials as well as the outstanding workmanship are apparent just by looking at a BARI. Refine your rooms and underscore your own style.

Product Description: Cylindrical luminaire body made of aluminium, naturally anodised. Depending on the version, with or without aluminium housing. Protection rating I.

BARI B glass: With additional cover made of single-pane tempered safety float glass. Satin-finished on one side.

BARI B metal: With additional glare ring made of aluminium, naturally anodised.

Equipment: BARI 80: 1xGU5.3 approx. 7W / BARI 130: 1xE27 approx. 12W



BARI 80



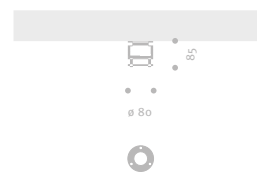
BARI 130



BARI 80 B glass



BARI 130 B glass




BARI 80 B metal



BARI 130 B metal







GENUA



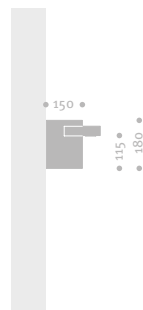
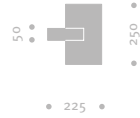
WALL MOUNTED LUMINAIRE

Thanks to its modern minimalist design, the GENUA product range achieves a visual lightness with which all kinds of design situations can be accommodated. And with their high-quality lighting technology, the GENUA models ensure extremely good light for a variety of lighting requirements and situations.

Product Description: Rectangular luminaire body made of aluminium. Rectangular wall bracket made of aluminium profile. Light colour: 3000K/4000K. Protection rating I or II.

Lamp: LED approx. 12W

Product Family: Illuminating Bollards



Product Information
www.hess.eu/2550



DE - München



DE - München



CASSINO

SURFACE MOUNTED WALL/CEILING LUMINAIRE

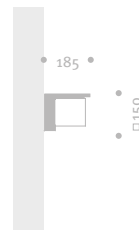
The CASSINO is particularly well-suited to modern architecture due to its straightforward expression of design. It also provides an extremely atmospheric light. The matching illuminating bollards are ideal for holistic, distinguished outdoor lighting solutions.

CASSINO from Hess – the perfect solution all around the building.

Product Description: Rectangular luminaire body made of aluminium. Luminaire enclosure made of PMMA, satin-finished. Protection rating I.

Lamp: 1xE27 up to approx. 7W

Product Family: Illuminating Bollards





DE - Donaueschingen



DE - Donaueschingen



FERRARA

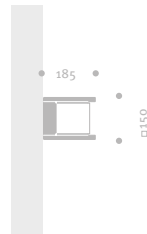

SURFACE MOUNTED WALL/CEILING LUMINAIRE

One distinguishing feature of the FERRARA family of luminaires is its square housing made of frosted polymethyl methacrylate, framed by aluminium plates at the top and bottom. The soft light with low glare provides pleasant basic illumination. Given the small amount of space needed, the luminaire does not distract from the architectonic lines. The combination with the FERRARA illuminating bollard enables uniform design of various lighting situations.

Product Description: Rectangular luminaire body made of aluminium. Luminaire enclosure made of PMMA, satin-finished. Protection rating I.

Lamp: 1xE27 up to approx. 7W

Product Family: Illuminating Bollards




Product Information
www.hess.eu/5510



DE - Ludwigsburg



DE - Ludwigsburg



CENTO

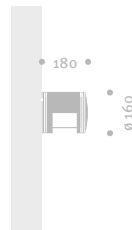


SURFACE MOUNTED WALL/CEILING LUMINAIRE

Ingenious design, powerful delivery: The CENTO family of luminaires combines high design standards with pioneering technology. And in conjunction with the CENTO illuminating bollards, a uniform design and lighting solution can be realised – just as you would expect from Hess.

Product Description: Cylindrical luminaire body made of aluminium.
Luminaire enclosure made of PMMA, satin-finished. Protection rating I.

Lamp: 1xE27 up to approx. 7W

Product Family: Illuminating Bollards





US - San Francisco, California



Eingang Sportler

DE - Bürgstadt



TRENTO

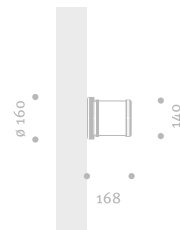

SURFACE MOUNTED WALL/CEILING LUMINAIRE

The cylindrical design of the TRENTO family of luminaires decoratively lights up walls. A ring made of anodised aluminium limits the 360° emission of light and focuses the light on the immediate surroundings. An artistic touch can thereby be added to wall structures.

Product Description: Cylindrical luminaire body made of aluminium. Luminaire enclosure made of PMMA, frosted, with aluminium edge protection. Light colour: 3000K/4000K. Protection rating I.

Lamp: 1xE27 up to approx. 7W

Product Family: Illuminating Bollards



Product Information
www.hess.eu/5530





7

ILLUMINATING BOLLARDS

.hess



DE - Ulm



DE - Villingen-Schwenningen



CASSINO

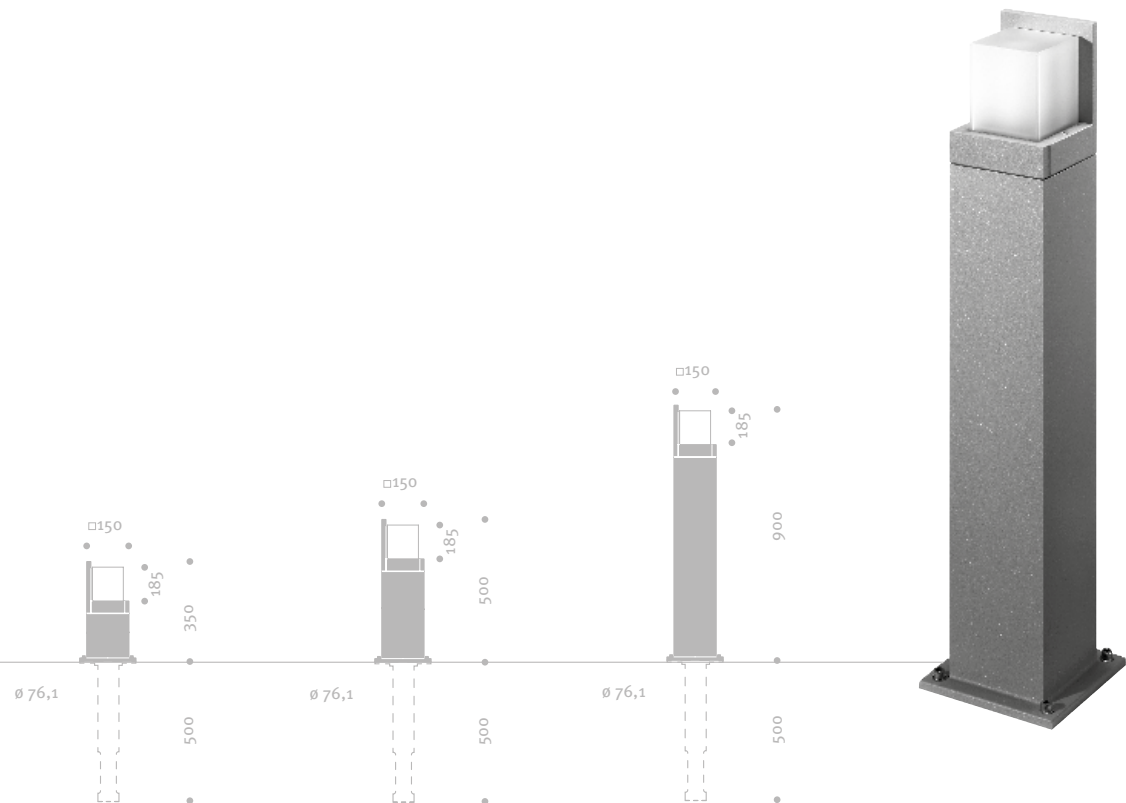
ILLUMINATING BOLLARD

The CASSINO is particularly well-suited to modern architecture due to its straightforward expression of design. It also provides an extremely atmospheric light. The matching wall mounted luminaires are ideal for holistic, distinguished outdoor lighting solutions. CASSINO from Hess – the perfect solution all around the building.

Product Description: Square luminaire body made of aluminium. Luminaire enclosure made of PMMA, satin-finished. Rectangular bollard made of aluminium with flange plate. Protection rating I.

Lamp: 1xE27 up to approx. 7W

Product Family: Wall mounted luminaires



Design: KLAUS BEGASSE



Product Information
www.hess.eu/7030



DE - München



DE - Donaueschingen



FERRARA

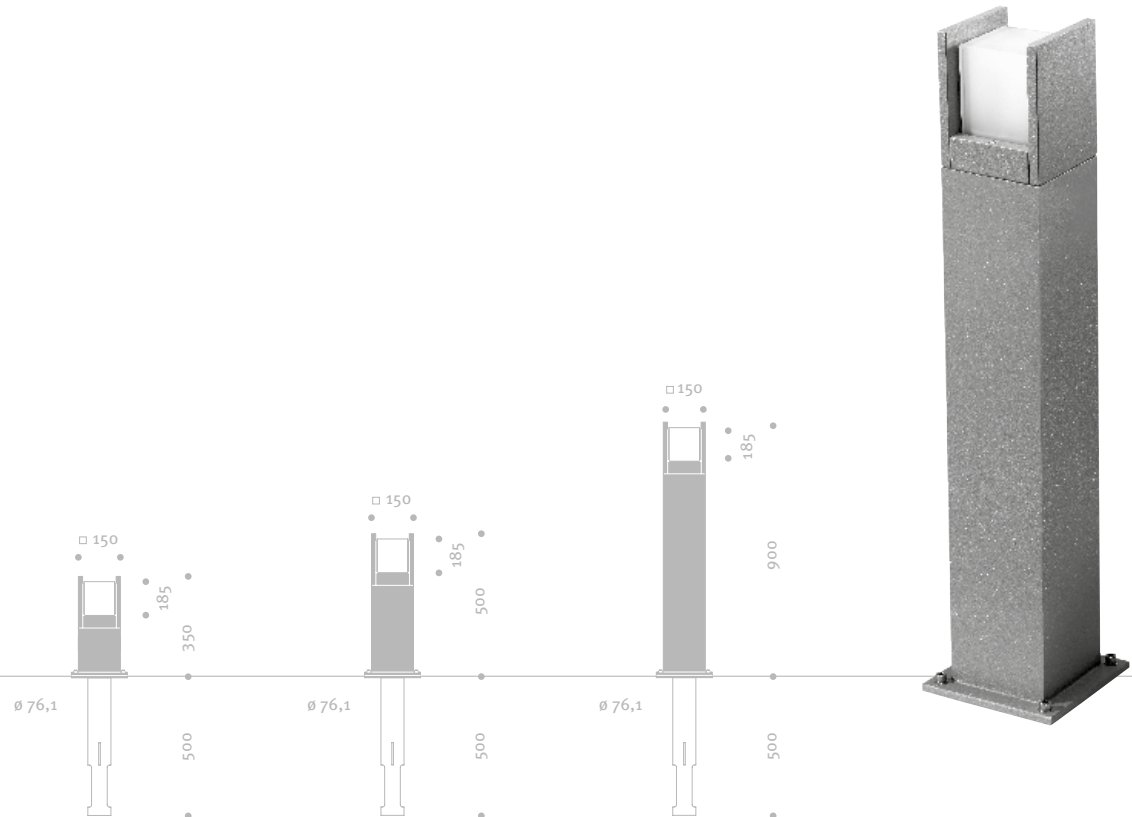
ILLUMINATING BOLLARD

One distinguishing feature of the FERRARA family of luminaires is its square housing made of frosted polymethyl methacrylate, framed by aluminium plates at the top and bottom. The soft light with low glare guarantees pleasant basic illumination. The combination with the FERRARA wall mounted luminaire delivers a consistent design for various lighting situations indoors and out.

Product Description: Square luminaire body made of aluminium. Luminaire enclosure made of PMMA, satin-finished. Rectangular bollard made of aluminium with flange plate. Protection rating I.

Lamp: 1xE27 up to approx. 7W

Product Family: Wall mounted luminaires



Product Information
www.hess.eu/7010



DE - Ludwigsburg



DE - Mainkofen



CENTO


ILLUMINATING BOLLARD

Ingenious design, powerful delivery: The CENTO family of luminaires combines high design standards with pioneering technology. And in conjunction with the CENTO wall mounted luminaires, a uniform design and lighting solution can be realised – just as you would expect from Hess.

Product Description: Cylindrical luminaire body made of aluminium with side light emission. Luminaire enclosure made of PMMA, satin-finished. Cylindrical bollard made of aluminium with flange plate. Protection rating I.

Lamp: 1xE27 up to approx. 7W

Product Family: Wall mounted luminaires



Product Information
www.hess.eu/7200



PT - Lissabon



PT - Lissabon



TRENTO

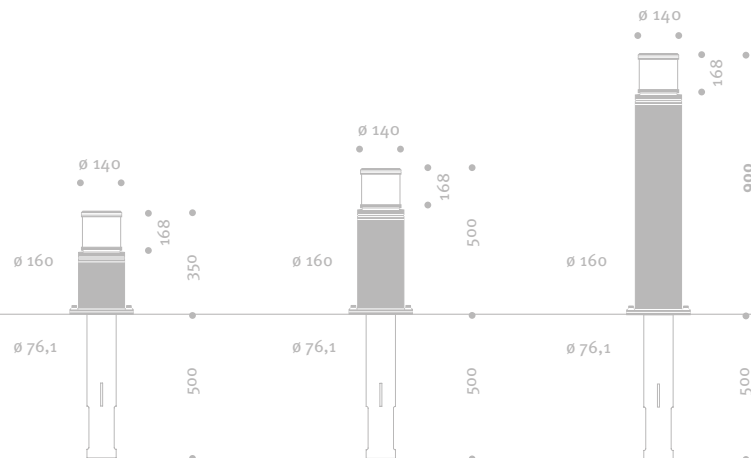
ILLUMINATING BOLLARD

The cylindrical design of the TRENTO luminaire family creates especially decorative lighting effects. A ring made of anodised aluminium limits the 360° emission of light and focuses the light on the immediate surroundings. Paths and building entrances can be skilfully illuminated.

Product Description: Cylindrical luminaire body made of aluminium.
Luminaire enclosure made of PMMA, frosted, with aluminium edge protection.
Cylindrical bollard made of aluminium with flange plate. Protection rating I.

Lamp: 1XE27 up to approx. 7W

Product Family: Wall mounted luminaires



Design: KLAUS BEGASSE



Product Information
www.hess.eu/7050



MADRID

ILLUMINATING BOLLARD

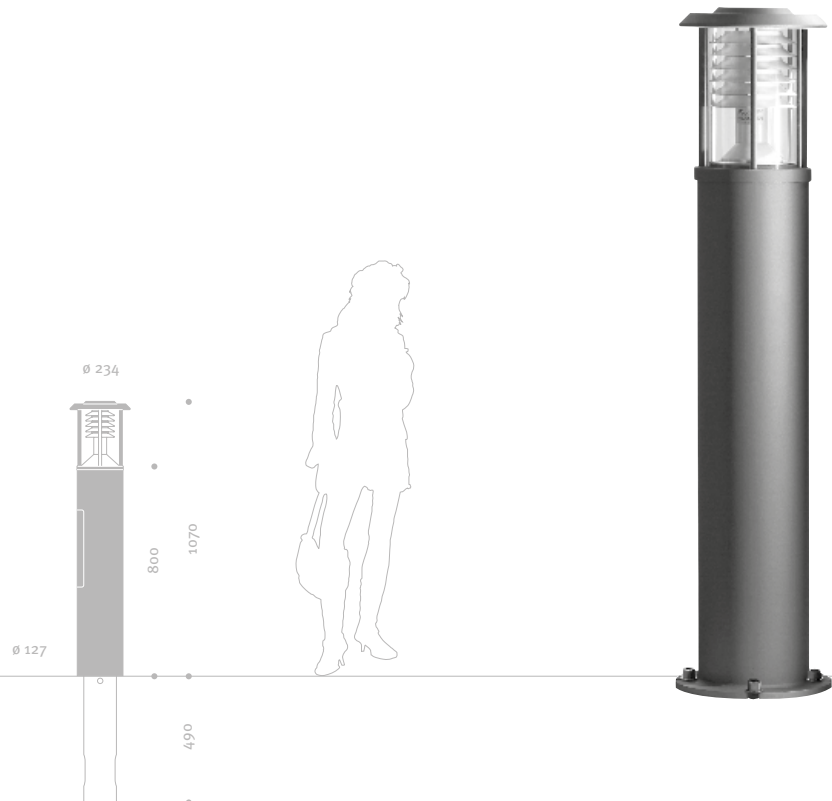
The elegant illuminating bollard MADRID with its internal lamella reflector ensures a homogenous illumination of walkways and entrance areas with minimum glare. In combination with the MADRID pole top mounted and wall mounted version, numerous solution possibilities are available for planners.

Product Description: Cylindrical luminaire body made of steel, galvanised. Upper cover made of aluminium. Luminaire glass made of PMMA, louvres inside. Cylindrical bollard made of steel, galvanised, optionally with embedded base or flange plate round/square. Protection rating I.

Lamp: 1xE27 up to approx. 15W

Product Family: Wall mounted luminaires, Outdoor lighting

Smart City Options



Product Information
www.hess.eu/7400



TOLEDO

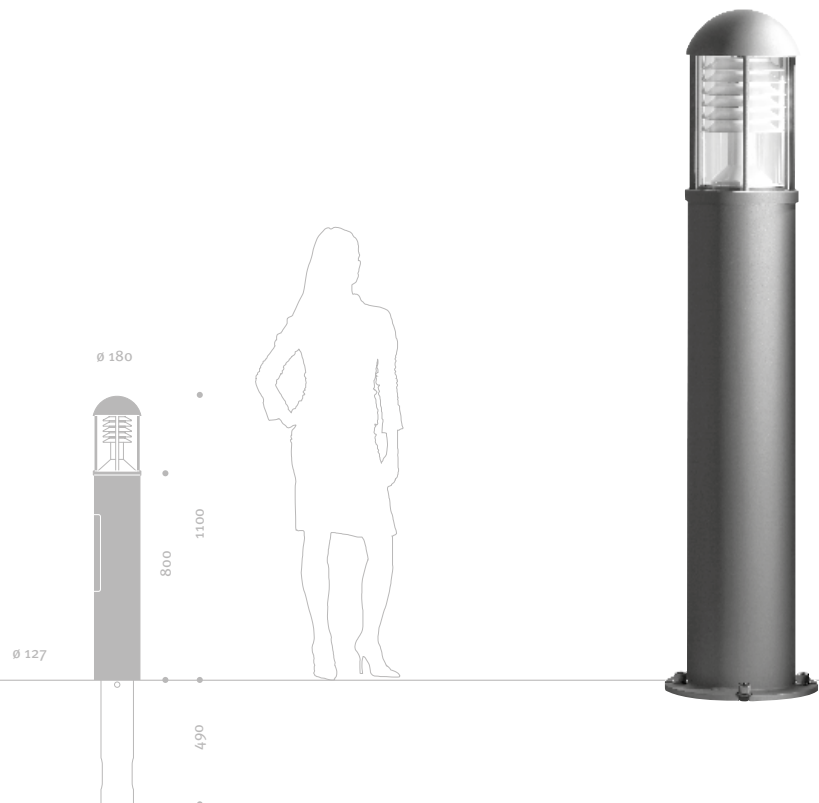
ILLUMINATING BOLLARD

The TOLEDO symbolises classic luminaire design. The style-defining, domed luminaire cover gives the model its typical and unmistakable expression of design. The TOLEDO is also available as outdoor lighting and wall mounted luminaire, making it ideally suited for effectively and attractively staging diverse areas such as pedestrian zones, pavements and parks.

Product Description: Cylindrical luminaire body made of steel, galvanised. Upper cover made of aluminium. Luminaire glass made of PMMA, louvres inside. Optionally with embedded base or flange plate round/square. Protection rating I.

Lamp: 1xE27 up to approx. 15W

Product Family: Wall mounted luminaires, Outdoor lighting



Product Information
www.hess.eu/7410



DE - Rüsselsheim



DE - München



CITY ELEMENTS

ILLUMINATING BOLLARD

The CITY ELEMENTS illuminating bollard complements the CITY ELEMENTS multifunctional lighting system from Hess perfectly. Thanks to this complementary product, holistic lighting solutions can be achieved. But even without a “big counterpart”, the bollard impressively comes into its own and represents a real highlight itself.

Product Description: Cylindrical luminaire body and bollard made of aluminium. Upper cover made of aluminium. Luminaire enclosure made of PMMA. Optional continuous embedded base (P-AA03, P-AR03), flange plate with separate embedded base (P-AA02, P-AR02) or flange plate (P-AA04, P-AR04). Light colour: 3000K/4000K. Protection rating I or II.

CE180 P-AA02/04 / P-AA03: With shade.

CE180 P-AR02/04 / P-AR03: Without shade.

Lamp: LED up to approx. 20W

Product Family: Illuminating columns

Smart City Options



Design: VOGT & PARTNER




Product Information
www.hess.eu/7510



DE - Oberzell



DE - Oberzell



VIGO / G VIGO Q / QG

ILLUMINATING BOLLARD

Versatile and sophisticated – that’s the best way to describe the appearance of the illuminating columns and bollards of the VIGO product range. Distinguished in front of buildings, impressive on carparks and paths. With the VIGO from Hess, you set unmistakable highlights – and thus underscore the value of the exterior space.

Product Description: Luminaire enclosure made of PMMA, frosted. With flange plate. Protection rating I.

VIGO: Cylindrical bollard made of aluminium, bollard base bevelled.

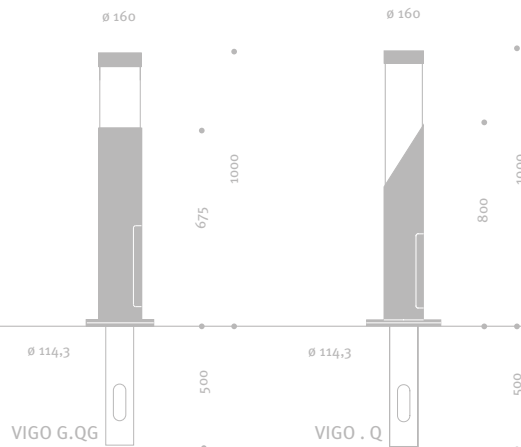
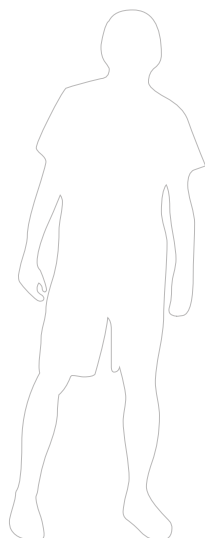
VIGO G: Cylindrical bollard made of aluminium, bollard base straight.

VIGO Q: Square bollard made of aluminium, bollard base bevelled.

VIGO QG: Square bollard made of aluminium, bollard base straight.

Lamp: 1xE27 up to approx. 7W

Product Family: Illuminating columns



Product Information
www.hess.eu/7070



RIVA

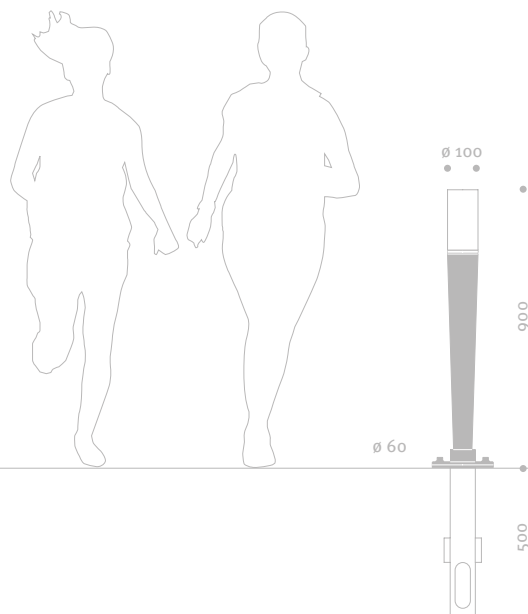
ILLUMINATING BOLLARD

As an illuminating bollard, outdoor lighting or wall mounted luminaire, the RIVA model puts both historic and modern architectural environments in the right light – and comes into its own especially well through its torch-like shape and frosted glass cover. The RIVA from Hess – a real eye-catcher.

Product Description: Cylindrical luminaire body made of aluminium. Luminaire enclosure made of PMMA, frosted. Conical bollard made of cast aluminium with flange plate. Protection rating I.

Lamp: 1xE27 up to approx. 7W

Product Family: Outdoor lighting, Wall mounted luminaires



Design: KLAUS BEGASSE



Product Information
www.hess.eu/7100



PARMA

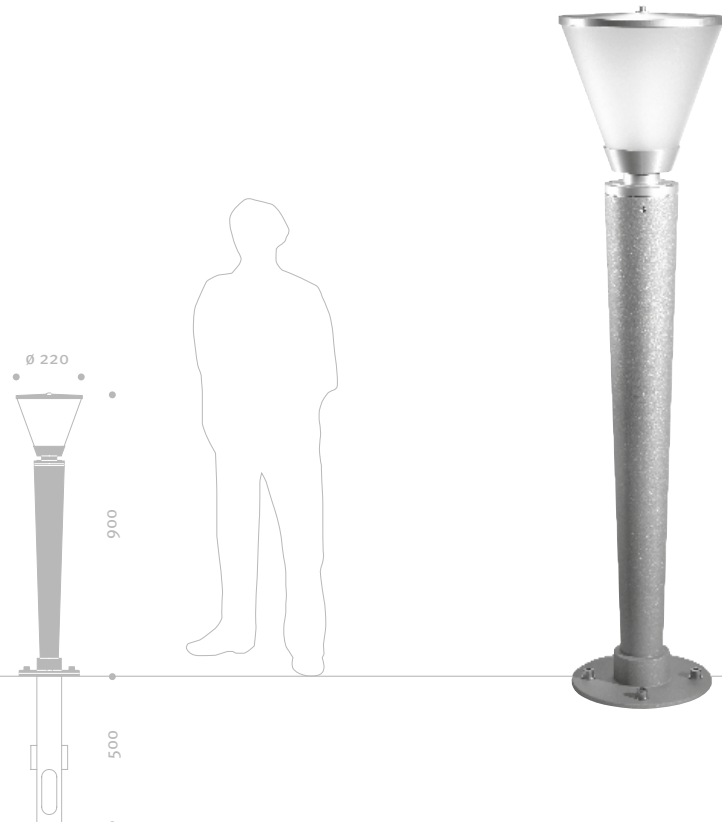
ILLUMINATING BOLLARD

The PARMA from Hess is the modern interpretation of the classic torch light. The eye-catcher of the luminaire is the conical, satin-finished luminaire canopy on a tapered short "foot". Conceived as a product family, PARMA is perfect for effective light staging and impressive and uniform design around buildings.

Product Description: Conical luminaire body made of aluminium. Upper cover made of aluminium. Luminaire enclosure made of PMMA, frosted. Conical bollard made of cast aluminium with flange plate. Protection rating I.

Lamp: 1xE27 up to approx. 7W

Product Family: Outdoor lighting, Wall mounted luminaires



Design: KLAUS BEGASSE




Product Information
www.hess.eu/7040



DE - Villingen-Schwenningen



DE - Villingen-Schwenningen



NOVARA L NOVARA V

ILLUMINATING BOLLARD

Public spaces and buildings need lighting concepts that are both functional and attractive at the same time. The NOVARA luminaire series meets these requirements. With wall mounted and bracket-mounted luminaires, appropriate models are available for a variety of different lighting situations. Holistic and attractive concepts – with NOVARA from Hess.

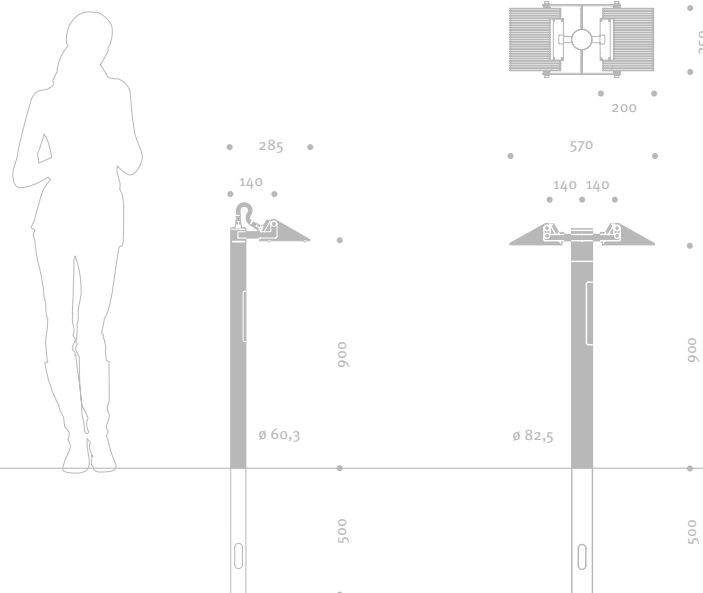
Product Description: Triangular luminaire body made of cast aluminium. Luminaire enclosure made of single-pane safety glass. Cylindrical bollard made of steel, galvanised, optionally with embedded base or flange plate. Light colour: 3000K/4000K. Protection rating I or II.

NOVARA L: Inclination of the luminaire body infinitely adjustable. Bracket made of cast aluminium. Cable protection hose made of stainless steel mesh.

NOVARA V: Vandalism-proof. Luminaire body not adjustable. Bracket made of steel, galvanised. Cable guide inside.

Lamp: LED approx. 10W

Product Family: Wall mounted luminaires, Outdoor lighting



Design: KLAUS BEGASSE



Product Information
www.hess.eu/7020



DE - Immendingen



DE - Immendingen



GENUA


ILLUMINATING BOLLARD

Thanks to its modern minimalist design, the GENUA product range achieves a visual lightness with which all kinds of design situations can be accommodated. And with their high-quality lighting technology, the GENUA models ensure extremely good light for a variety of lighting requirements and situations.

Product Description: Rectangular luminaire body made of aluminium. Rectangular bollard made of aluminium profile, either continuous embedded base or flange plate. Light colour: 3000K/4000K. Protection rating I or II.

Lamp: LED approx. 12W

Product Family: Wall Mounted Luminaire



Smart City Options



Product Information
www.hess.eu/2540

Design: JOHANNES TOMM



DE - Waldshut



DE - Waldshut



LINEA

ILLUMINATING BOLLARD

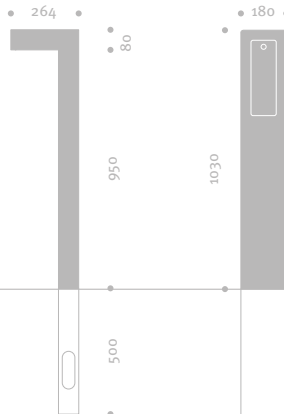
The LINEA impresses with its restrained, simple design – and this simple elegance in particular makes it a real eye-catcher. In combination with the pole top mounted luminaire, the LINEA illuminating bollard ensures a holistic appearance – but also makes “stand-alone” paths and squares look attractive and elegant and appear in the best possible light.

Product Description: Rectangular luminaire body made of steel, galvanised. Luminaire enclosure made of PC. Rectangular bollard made of steel, galvanised, optional continuous embedded base or flange plate. Light colour: 3000K/4000K. Protection rating I or II.

Lamp: LED approx. 10W

Product Family: Outdoor lighting

Smart City Options



Product Information
www.hess.eu/7111





ILLUMINATING SEATS

.hess






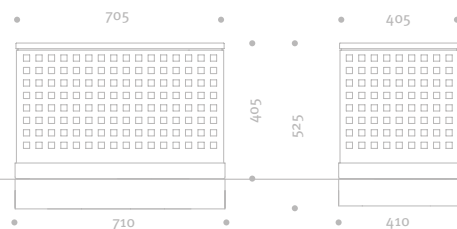
ILLUMINATING SEAT

The POSITANO from Hess is an eye-catcher and seating at the same time. Attractive in design, sturdily built and attention-grabbing due to the seating illuminated in colour, the POSITANO invites you to linger. With the POSITANO, you get a high-quality illuminating seat. Whether set up alone, in combination or as an addition, it is always a highlight.

Product Description: Rectangular luminaire enclosure of single-pane safety glass. Printed on the outside with non-slip, squarely arranged printing. Inside with a matt surface and squarely arranged printing to achieve a 3-D effect. Rectangular luminaire housing made of stainless steel, installed flush with the floor. Load capacity: Static 500 kg. Protection rating I.

Lamp: LED RGB approx. 45W

Smart City Options







9

EFFECTS LIGHTING/
ACCENT LIGHTING


.hess



DE - Düsseldorf



DE - Düsseldorf



LEDIA LL

ILLUMINATING STRIP

The bar-shaped LEDIA LL illuminating strips create impressive lighting effects. The strips are available in different lengths and can be used in a variety of ways thanks to their narrow width. Ideally suited for indoor use, but especially for outdoor and underwater use as well as wall installation, they effectively stage fountains and steps as well as public and private squares. Stringing the LEDIA LL flushly together results in a continuous light band.

Product Description: Glass rod made of single-pane tempered safety glass, clear, underside with diffuse layer. Four lengths (240, 460, 690, 910mm). Maintenance-free. Power supply is provided by an external power supply unit for mounting in the on-site sub-distribution. Protection rating III. Do not allow chemicals or other corrosive materials to come in contact with the luminaire.

LEDIA LL ID: Luminaire housing made of steel, galvanised. Installation height 60-140mm. Can be walked on up to a weight of 0.5t. Fitted with LED effect light (EL) up to approx. 10W. Cable on site.

LEDIA LL OD: Luminaire housing made of stainless steel. Installation height 120mm. Can be rolled over up to a weight of 1.5t or 5.0t. LED fittings: Effect light (EL) or colour change (RGB) up to 16W. Cable on site.

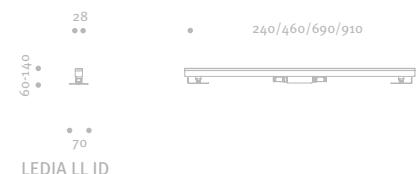

LEDIA LL UW: Luminaire housing made of stainless steel. Installation height 120mm. LED fittings: Effect light (EL) up to approx. 8W. For use under water, the light line inside is additionally moulded. Illuminating strips with pre-wired connecting cable for contacting outside of the wet area. Please specify cable length when ordering.

LEDIA LL WA: Luminaire housing made of stainless steel. Installation height 120mm. LED fittings: Effect light (EL) or colour change (RGB) up to 16W. Cable on site.


Note: EL: Light colours optionally Red (624 nm), Orange (591 nm), Green (527 nm), Blue (470 nm), White (6500 K), Warm White (3000 K). RGB = colour change (R=622 nm, G=530 nm, B=470 nm) with on-site RGB control and power supply. The selection of power supply units and RGB control units may only be carried out by qualified personnel. The load on the power supply unit must be at least 50%.



LEDIA LL WA



LEDIA LL ID



LEDIA LL UW



LEDIA LL OD




Product Information
www.hess.eu/8011



DE - Leipzig



DE - München



LEDIA LF

ILLUMINATING TILE

The LEDIA LF illuminating tile offers a diverse range of possibilities when it comes to creative lighting effects. The LEDIA LF is available in various sizes and thus can be employed in a variety of ways. The illuminating tile provides colour-intensive and atmospheric lighting effects and is suitable for in-ground outdoor as well as underwater installation.

Product Description: Square luminaire body made of stainless steel. Luminaire enclosure made of single-pane tempered safety glass with non-slip printing. Mounting frame made of stainless steel for installation height 120mm. Four sizes (95, 195, 295, 395mm). Maintenance-free. Power supply is provided by an external power supply unit for mounting in the on-site sub-distribution. Protection rating III. Do not allow chemicals or other corrosive materials to come in contact with the luminaire.


LEDIA LF OD: Can be rolled over up to a weight of 1.5t or 5.0t. LED fittings: Effect light (EL) or colour change (RGB) up to approx. 25W. Cable on site.

LEDIA LF UW: LED fittings: Effect light (EL) up to approx. 13W. For use under water, the light tile is additionally moulded inside. Illuminating tile with pre-wired connection cable for contacting outside the wet area. Please specify cable length when ordering.


Note: EL: Light colours optionally Red (624 nm), Orange (591 nm), Green (527 nm), Blue (470 nm), White (6500 K), Warm White (3000 K). RGB = colour change (R=622 nm, G=530 nm, B=470 nm) with on-site RGB control. Reference: Light colours between EL and RGB differ from each other. The selection of power supply units and RGB control units may only be carried out by qualified personnel. The load on the power supply unit must be at least 50%.




orange



red




warmwhite



coldwhite



blue



green

□ 95/195/295/395

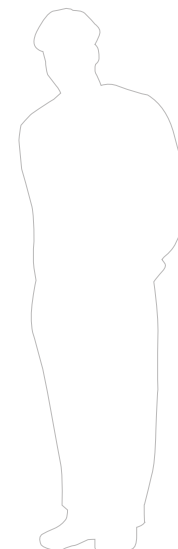


LEDIA LF OD

□ 95/195/295/395



LEDIA LF UW



Product Information
www.hess.eu/8051



DE - Villingen-Schwenningen



DE - Villingen-Schwenningen



LEDIA GL

HANDRAIL LIGHTING FIXTURE


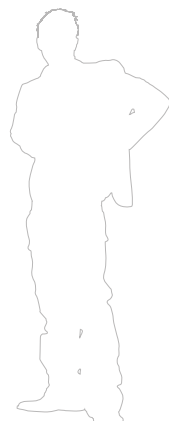
Due to their design and flush installation in the handrail, the LEDIA handrail luminaires are virtually invisible during the day. But in the evening and at night, they come into play in an impressive way, illuminating bridges and stairs efficiently and effectively.

Product Description: Rectangular luminaire body made of PMMA, transparent, for installation in on-site railings. LED module, moulded, with 3–12 LEDs (40°). Connection by plug/socket, cable moulded. Luminaire available in three lengths (250, 500, 1000mm). Maintenance-free.

LEDIA GL D: Power supply for LEDIA GL D via external power supply unit for installation in the on-site sub-distribution. Operating voltage 24V. Protection rating III. LED fittings up to 16W.

LEDIA GL A: Power supply for LEDIA GL A via built-in power supply unit. Operating voltage 230V. Protection rating I. LED fittings up to approx. 15W.

Note: LED versions: HP = illumination. Light colour (3000/4000/5600 K). Power supply cable to 1st luminaire 5 m. The power supply units may only be selected by qualified personnel. The load on the power supply unit must be at least 50%.



LEDIA GL A



LEDIA GL D





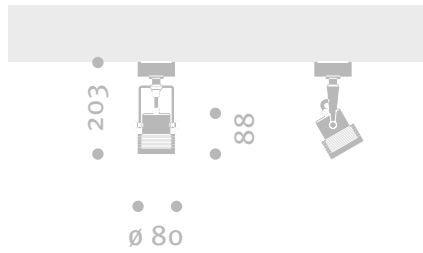

BARI 80 WV

SPOT

The BARI models from Hess – attractive in appearance and high quality. The premium materials as well as the outstanding workmanship are apparent just by looking at a BARI. Refine your rooms and underscore your own style.

Product Description: Cylindrical luminaire body made of aluminium, naturally anodised, rotatable and swivelling. Protection rating I.

Lamp: LED approx. 7W



Product Information
www.hess.eu/1180



RAVENNA G 220

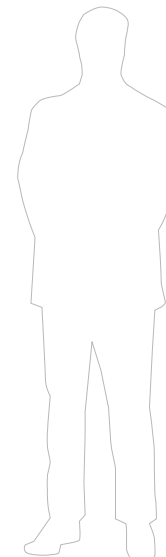

IN-GROUND LUMINAIRE

With the RAVENNA spotlights from Hess, you emphasise architectural highlights. With the RAVENNA, Hess offers powerful spotlights for tailored lighting concepts. Variable, robust and developed for a wide range of applications. With the RAVENNA from Hess, you set accents – by putting the intended object in the right light.


Product Description: Cylindrical luminaire body made of aluminium, material Anticorodal with special thick-film coating. Round luminaire enclosure made of single-pane tempered safety glass, printed on the inside of the edge, glued with stainless steel frame. Light colour: 3000K / 4000K / 5700K, Amber, Blue, Yellow, Red. Protection rating I. Suitable for use in Hess tree grates.

Note: Light colours: LED (EL): Red, Yellow, Green, Blue, Warm White (3000 K), Neutral White (4000 K), Cool White (5700K), LED (HP): White (3000, 4000 K). Surface temperature: LED HP 35°C / LED EL 30°C. Increase the rollover load capacity from 1.5 t to 5 t by using the built-in housing.

Lamp: LED EL, LED HP



Product Information
www.hess.eu/6100



PALERMO G 220

IN-GROUND LUMINAIRE

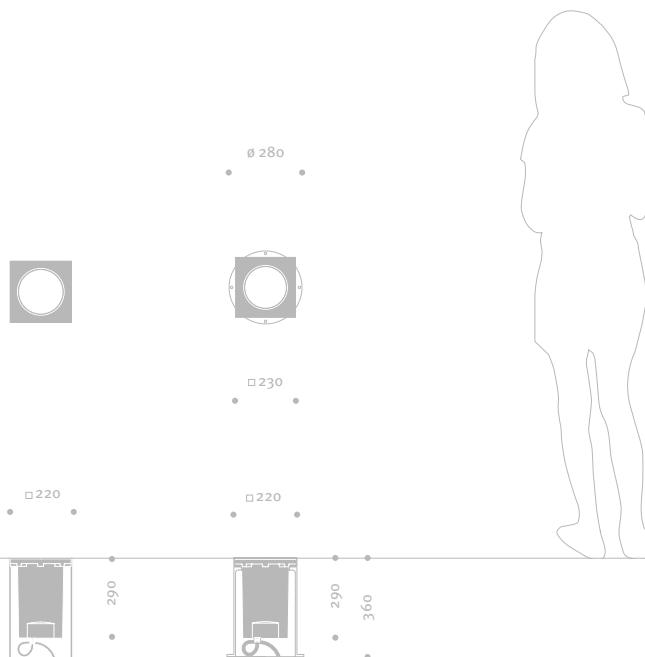
Whether accentuation, illumination or orientation lighting; The PALERMO in-ground luminaires can be used in a variety of ways. High-quality materials and the sophisticated maintenance concept ensure a long product life. The various equipment options and the emission characteristics make atmospheric lighting accents possible.

Product Description: Cylindrical luminaire body made of aluminium, material Anticorodal with special thick-film coating. Square luminaire enclosure made of single-pane tempered safety glass, printed on the inside of the edge, glued with stainless steel frame. Light colour: 3000K / 4000K / 5700K, Amber, Blue, Yellow, Red. Protection rating I.

Note: Colours: LED (EL): Red, Yellow, Green, Blue, Warm White (3000 K), Neutral White (4000 K), Cool White (5700K) LED (HP): White (3000, 4000 K).

Surface temperature: LED HP 35°C / LED EL 30°C

Lamp: LED EL, LED HP



Product Information
www.hess.eu/6200



PALERMO G 240

IN-GROUND LUMINAIRE

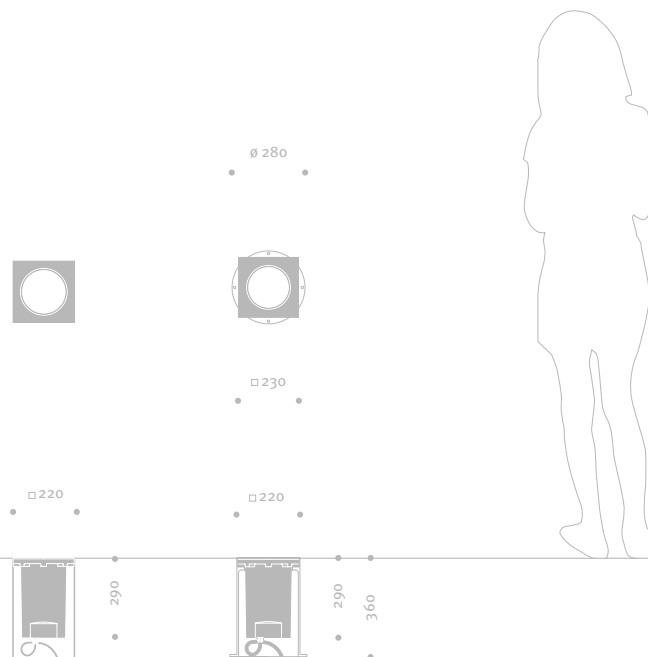
Whether accentuation, illumination or orientation lighting; The PALERMO in-ground luminaires can be used in a variety of ways. High-quality materials and the sophisticated maintenance concept ensure a long product life. The various equipment options and the emission characteristics make atmospheric lighting accents possible.

Product Description: Cylindrical luminaire body made of aluminium, material Anticorodal with special thick-film coating. Square luminaire enclosure made of single-pane tempered safety glass, printed on the inside of the edge, glued with stainless steel frame. Light colour: 3000K / 4000K / 5700K, Amber, Blue, Yellow, Red. Protection rating I. Suitable for use in Hess tree grates.

Note: Colours: LED (EL): Red, Yellow, Green, Blue, Warm White (3000 K), Neutral White (4000 K), Cool White (5700K) LED (HP): White (3000, 4000 K).

Surface temperature: LED HP 35°C / LED EL 30°C

Lamp: LED EL, LED HP



Product Information
www.hess.eu/6201



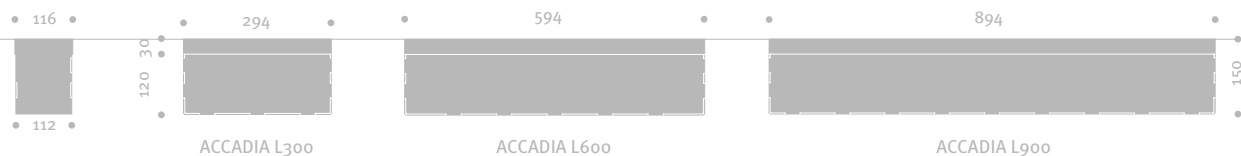

ACCADIA L

IN-GROUND LUMINAIRE

ACCADIA – The new dimension of in-ground luminaires. ACCADIA is a highly innovative LED in-ground luminaire with a revolutionary reflector technology. The spotlights are perfectly suited for staging impressive buildings and architectural features such as columns, arches and sculptures as well as trees and plants. ACCADIA ensures perfect lighting results in an exceptional, high-quality design.

Product Description: Luminaire enclosure made of single-pane tempered safety glass, edge printed on the inside. Light colour: 3000K/4000K. Optionally with asymmetric or rotational symmetric reflectors. Rectangular luminaire body made of stainless steel. Asymmetric reflectors for façade illumination, can be swivelled by 20°, 10°, 0°, -10°; rotationally symmetrical reflectors cannot be swivelled. Rectangular installation housing made of stainless steel. Protection rating I.

Lamp: LED up to approx. 27W



Product Information
www.hess.eu/6251



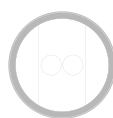
ACCADIA R

IN-GROUND LUMINAIRE

ACCADIA – The new dimension of in-ground luminaires. ACCADIA is a highly innovative LED in-ground luminaire with a revolutionary reflector technology. The spotlights are perfectly suited for staging impressive buildings and architectural features such as columns, arches and sculptures as well as trees and plants. ACCADIA ensures perfect lighting results in an exceptional, high-quality design.

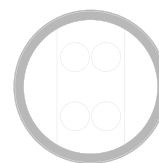
Product Description: Luminaire enclosure made of single-pane tempered safety glass, edge printed on the inside. Light colour: 3000K/4000K. Optionally with asymmetric or rotational symmetric reflectors. Round luminaire body made of stainless steel. Asymmetric reflectors for façade illumination, can be swivelled by 20°, 10°, 0°, -10°; rotationally symmetrical reflectors can be swivelled by 10°, 0°, -10°. Round installation housing made of stainless steel. Protection rating I.

Lamp: LED up to approx. 20W



222

ACCADIA R220



306

ACCADIA R300

150



Product Information
www.hess.eu/6252





10

HERITAGE LIGHTING

.hess





ALT BERLIN

LUMINAIRE

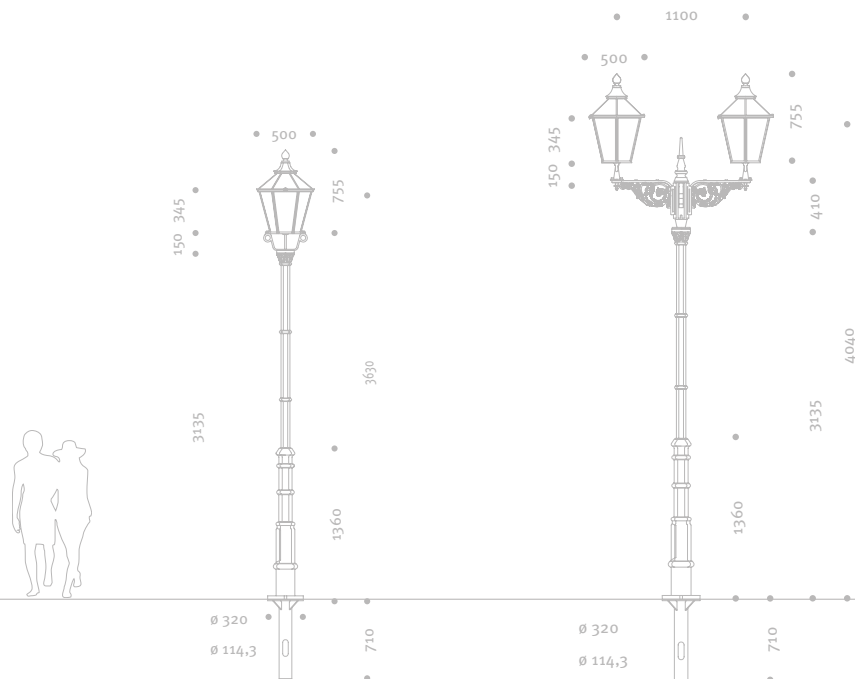
History meets modernity. With the ALT BERLIN, Hess combines historic lighting design with the latest technology: In this way the ALT BERLIN manages the balancing act between the classic ambience of a historic district and the high efficiency of the present day.

Product Description: Roof and luminaire cage made of aluminium alloy. Support elements made of cast aluminium. Glass cage closed, luminaires enclosure made of PMMA, clear or structured. With mounting bracket. Pole made of cast silumin aluminium with flange plate. Light colour: 3000K/4000K. Protection rating I or II.

Accessories: Old Berlin pole, Old Brandenburg pole, candelabra

Lamp: LED up to approx. 28 W

Product Family: Wall mounted luminaire



Product Information
www.hess.eu/9010



DE - Lindau



DE - Lindau



BURGOS

LUMINAIRE

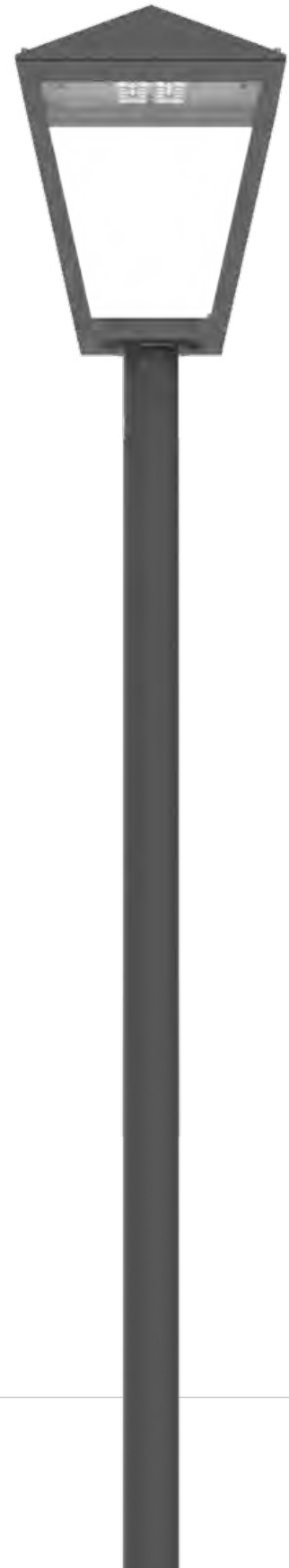

The BURGOS from Hess. Classic and restrained lighting design combined with state-of-the-art LED technology. With its classic and minimalist design, the BURGOS fits into the architecture of historic cities and underscores their unique charm. The latest LED technology ensures the best light and high efficiency. The BURGOS – past, present and future perfectly combined.

Product Description: Roof and luminaire cage made of aluminium. Support elements made of cast aluminium. Glass cage closed, PMMA luminaire glass, clear. Light colour: 3000K/4000K. Protection rating I or II.

Accessories: Hess quality pole, cylindrical, galvanised steel. Spigot tapered.

Lamp: LED up to approx. 28W

Product Family: Wall mounted luminaire



Product Information
www.hess.eu/9020





11

TREE GRATES

.hess

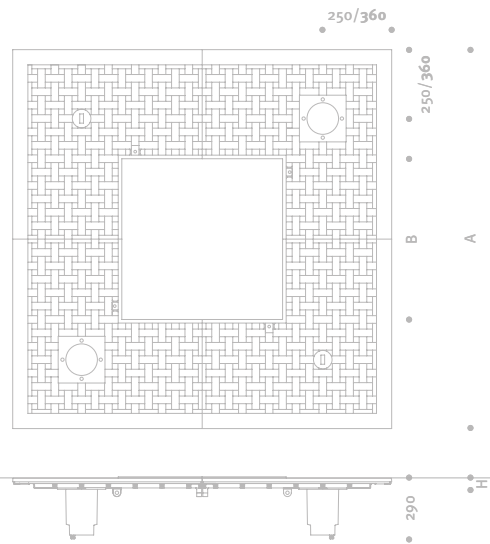
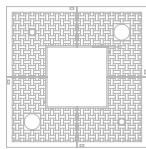
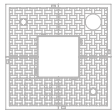
REGULUS 5 T - 4 S & ACCESSORIES

Tree Grate	Frame					Concrete Foundation	
Nominal Dimensions	Dimensions in mm					Height 260 mm	Height 400 mm
	A	B	H	S	E		
Q 1500 / Q 570	1480	570	70	30	30		
Q 2000 / Q 840	1980	840	70	30	30		

TREE GRATES - 4 S

Q 1500/
Q 570

Q 2000/
Q 840



- A Outer grate measurement
- B Grate opening size
- H Height of the frame incl. tree grate
- S Width of grate slits
- E Inlay depth of the grate in the frame

MATCHING TREE GUARDS

SCULPO
Q 1

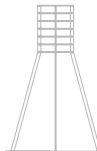
Q 2


METOR
Q 1

Q 2

ALGARVE
Q 1

Q 2





REGULUS

TREE GRATE

Tree grates from Hess feature attractive protection of the root system of trees. Made of solid cast iron, they consist of four segments to be bolted together. In addition to their high functionality and resilience, the tree grates painted in elegant graphite black also play a role in design with their abstract ornamental function and discreetly blend in with every paving and surface.

Product Description: Tree grate made of solid cast iron. Outside shape square, inner opening square. Consisting of four segments, two watering covers. Segments bolted together, laid in self-supporting substructure. Combination with in-ground luminaire PALERMO G240 possible.



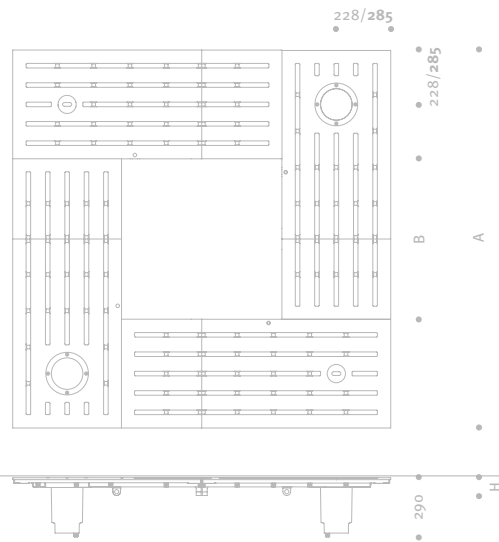
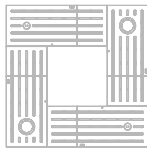

OCTA 5 T - 4S & ACCESSORIES

Tree Grate	Frame					Concrete Foundation
Nominal Dimensions	Dimensions in mm					
	A	B	H	S	E	Height 260 mm
Q 1500 / Q 570	1480	570	70	20	30	Height 400 mm
Q 2000 / Q 840	1980	840	70	23	30	

TREE GRATES - 4S

Q 1500/
Q 570

Q 2000/
Q 840



- A Outer grate measurement
- B Grate opening size
- H Height of the frame incl. tree grate
- S Width of grate slits
- E Inlay depth of the grate in the frame

MATCHING TREE GUARDS

SCULPO
Q 1

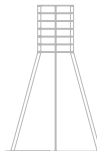
Q 2


METOR
Q 1

Q 2

ALGARVE
Q 1

Q 2






OCTA

TREE GRATE

Tree grates from Hess feature attractive protection of the root system of trees. Made of solid cast iron, they consist of four segments to be bolted together. In addition to their high functionality and resilience, the tree grates painted in elegant graphite black also play a role in design with their abstract ornamental function and discreetly blend in with every paving and surface.

Product Description: Tree grate made of solid cast iron. Outside shape square, inner opening square. Consisting of four segments, two watering covers. Segments bolted together, laid in self-supporting substructure. Combination with in-ground luminaire RAVENNA G220 possible.







SERPO Q 5 T - 4 S & ACCESSORIES

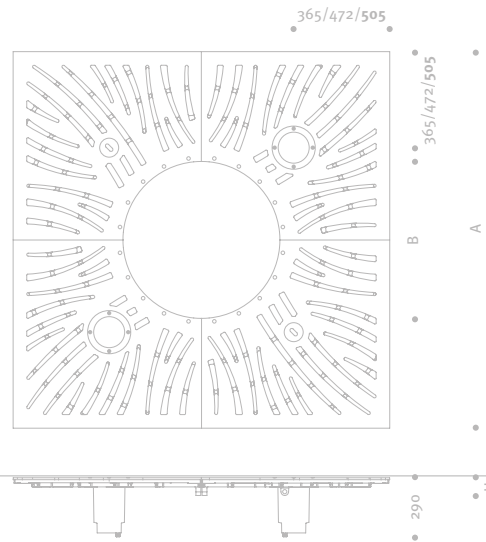

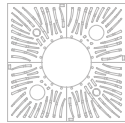
Tree Grate	Frame					Concrete Foundation	
Nominal Dimensions	Dimensions in mm					Height 260 mm	Height 400 mm
	A	B	H	S	E		
Q 1500 / R 620	1480	620	70	-	30		
Q 1800 / R 620	1800	620	70	-	30		
Q 2000 / R 825	1980	825	70	-	30		

TREE GRATES - 4 S

Q 1500/
R 620

Q 1800/
R 620

Q 2000/
R 825



- A Outer grate measurement
- B Grate opening size
- H Height of the frame incl. tree grate
- S Width of grate slits
- E Inlay depth of the grate in the frame

MATCHING TREE GUARDS

FANO
R 1

R 2

SCULPO
R 1

R 2

METOR
R 1

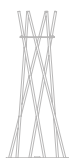

R 2


ALGARVE
R 1

R 2

RK 1

RK 2






SERPO Q

TREE GRATE

Tree grates from Hess feature attractive protection of the root system of trees. Made of solid cast iron, they consist of four segments to be bolted together. In addition to their high functionality and resilience, the tree grates painted in elegant graphite black also play a role in design with their abstract ornamental function and discreetly blend in with every paving and surface.

Product Description: Tree grate made of solid cast iron. Outside shape square, inner opening round. Consisting of four segments, two watering covers. Segments bolted together, laid in self-supporting substructure. Combination with in-ground luminaire RAVENNA G220 possible.



SERPO R 5 T - 4 S & ACCESSORIES

Tree Grate	Dimensions in mm					Frame	Concrete Foundation
Nominal Dimensions	A	B	H	S	E	Height 260 mm	Height 400 mm
R 1500 / R 620	1480	620	70	-	30		
R 1800 / R 620	1800	620	70	-	30		
R 2000 / R 825	1980	825	70	-	30		

TREE GRATES - 4 S

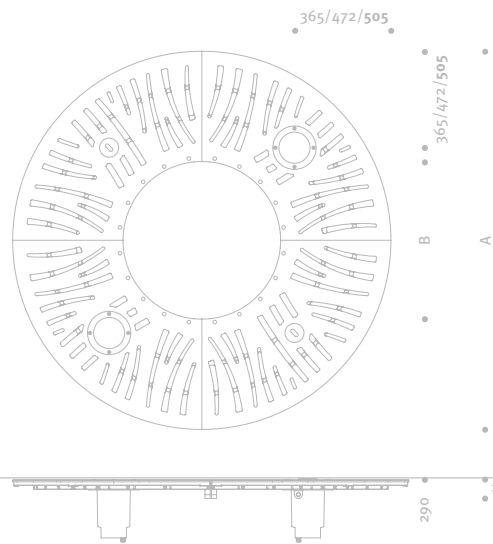
R 1500/
R 620



R 1800/
R 620




R 2000/
R 825




- A Outer grate measurement
- B Grate opening size
- H Height of the frame incl. tree grate
- S Width of grate slits
- E Inlay depth of the grate in the frame

MATCHING TREE GUARDS

FANO
R 1



R 2



SCULPO
R 1



R 2



METOR
R 1



R 2



ALGARVE
R 1



R 2

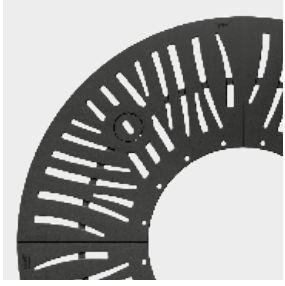


RK 1



RK 2






SERPO R

TREE GRATE

Tree grates from Hess feature attractive protection of the root system of trees. Made of solid cast iron, they consist of four segments to be bolted together. In addition to their high functionality and resilience, the tree grates painted in elegant graphite black also play a role in design with their abstract ornamental function and discreetly blend in with every paving and surface.

Product Description: Tree grate made of solid cast iron. Outer shape and inner opening round. Consisting of four segments, two watering covers. Segments bolted together, laid in self-supporting substructure. Combination with in-ground luminaire RAVENNA G220 possible.







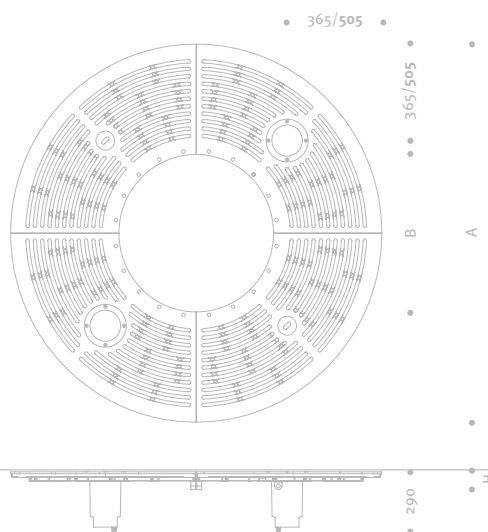
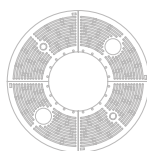
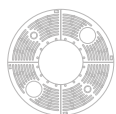
BELVEDERE 5 T - 4 S & ACCESSORIES

Tree Grate	Dimensions in mm					Frame	Concrete Foundation
Nominal Dimensions	A	B	H	S	E	Height 260 mm	Height 400 mm
R 1500 / R 620	1480	620	70	17	30		
R 2000 / R 825	1980	825	70	17	30		

TREE GRATES - 4 S

R 1500/
R 620

R 2000/
R 825



- A Outer grate measurement
- B Grate opening size
- H Height of the frame incl. tree grate
- S Width of grate slits
- E Inlay depth of the grate in the frame

MATCHING TREE GUARDS

FANO
R 1

R 2

SCULPO
R 1

R 2

METOR
R 1

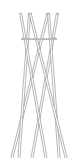
R 2

ALGARVE
R 1

R 2

RK 1

RK 2






BELVEDERE

TREE GRATE

Tree grates from Hess feature attractive protection of the root system of trees. Made of solid cast iron, they consist of four segments to be bolted together. In addition to their high functionality and resilience, the tree grates painted in elegant graphite black also play a role in design with their abstract ornamental function and discreetly blend in with every paving and surface.

Product Description: Tree grate made of solid cast iron. Outer shape round, inner opening round. Consisting of four segments, two watering covers. Segments bolted together, laid in self-supporting substructure. Combination with in-ground luminaire RAVENNA G220 possible.





BELVEDERE
GÜNZBURG . GERMANY



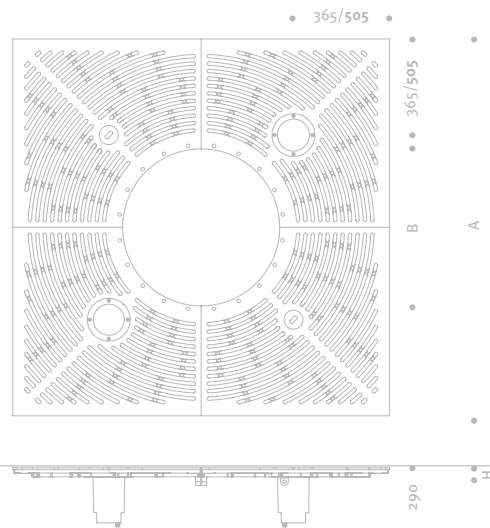
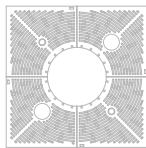
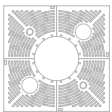
CONCORD 5 T - 4S & ACCESSORIES

Tree Grate	Dimensions in mm					Frame	Concrete Foundation
Nominal Dimensions	A	B	H	S	E	Height 260 mm	Height 400 mm
Q 1480 / R 620	1500	620	70	17	30		
Q 1980 / R 825	2000	825	70	17	30		

TREE GRATES - 4S

Q 1500/
R 620

Q 2000/
R 825



- A Outer grate measurement
- B Grate opening size
- H Height of the frame incl. tree grate
- S Width of grate slits
- E Inlay depth of the grate in the frame

MATCHING TREE GUARDS

FANO
R 1

R 2

SCULPO
R 1

R 2

METOR
R 1


R 2

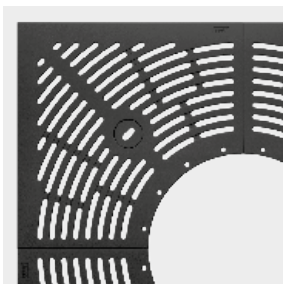
ALGARVE
R 1

R 2

RK 1

RK 2






CONCORD

TREE GRATE

Tree grates from Hess feature attractive protection of the root system of trees. Made of solid cast iron, they consist of four segments to be bolted together. In addition to their high functionality and resilience, the tree grates painted in elegant graphite black also play a role in design with their abstract ornamental function and discreetly blend in with every paving and surface.

Product Description: Tree grate made of solid cast iron. Outside shape square, inner opening round. Consisting of four segments, two watering covers. Segments bolted together, laid in self-supporting substructure. Combination with in-ground luminaire RAVENNA G220 possible.



TECHNICAL INFORMATION INSTALLATION OF IN-GROUND LUMINAIRES

Hess in-ground luminaires are designed for 5 t or 1.5 t rollover loads, depending on the model. "Rollover" means that tree grates can be driven over only if unavoidable and then subject to the specified wheel load limit. Turning, braking, acceleration and speeds exceeding 20 km/h must be avoided.

Electrical installation requires a cable junction box. The in-ground luminaires come equipped with a 2 m connecting cable for connection to a distribution box, e.g. cable junction box (supplied by others).

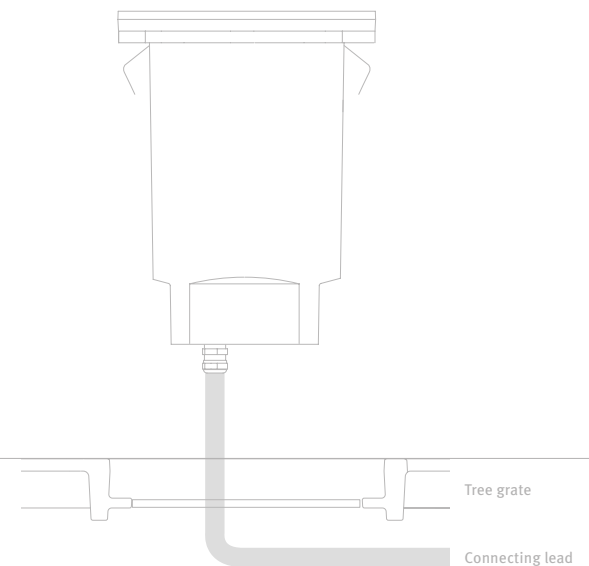
For added safety in wet conditions, special glass plates are available for public areas with special anti-slip application (DIN 51130 R 11-compliant).

Avoid contact with corrosive chemicals, substances and materials. Read the assembly instructions carefully before beginning with installation or maintenance.

4 S - IN-GROUND LUMINAIRE INSTALLATION

RAVENNA G 220 or PALERMO G 240 for 5 tonne loads.

The luminaire installs from above in the tree grate and forms a uniform transition with the tree-grate's surface.



RAVENNA G 220



PALERMO G 240



Product Information

www.hess.eu/6100 / Page 215



Product Information

www.hess.eu/6201 / Page 217



GENERAL INFORMATION


TREE GRATE SYSTEMS




1. Concrete Foundation




2. Cantilever Frame



3. Tree Grate



4. Tree Guard



1. CONCRETE FOUNDATIONS

Protect the ground around the tree roots from becoming compacted. Designed for the respective tree grate's size and form, the foundations have a single-component construction with notched openings to allow the growth of roots. Fitted with threaded studs for frame attachment. Choice of 260 mm or 400 mm height.

2. CANTILEVER FRAMES

The two-part construction bolts to concrete foundation and enables:

- Easy paving
- Completion of adjacent earth work and surfacing
- Planting after the completion of construction work
- Installation of the tree grates after the completion of construction work.

3. TREE GRATES

Four-segment construction sits unfastened in the frame. Holes drilled into the inner rim of the grates permit the attachment of any Hess tree guard. All of the tree grates optionally also equipped with watering holes and covers. May be ordered alternatively also with openings and hardware to accommodate in-ground luminaires.

4. TREE GUARDS

Serve both protective and decorative functions. Two-part construction bolts together and fastens with provided screw set and fasteners. Grade compensation easily accommodates differences of up to 3%.

CANTILEVER TREE GRATE SYSTEM

The tree grate system spans the earth around the tree, preventing the ground from becoming compacted.

TREE GUARDS

Serve both protective and decorative functions. Two-part construction bolts together and fastens with Screw Set 2 to the tree grate. Grade compensation easily accommodates grade slopes of up to 3%.

TREE GRATES

Four-segment construction bolts together and sits unfastened in the frame. Holes drilled into the inner rim of the grates permit the attachment of any Hess tree guard. All the tree grates come with watering holes and covers. May be ordered with openings and hardware to accommodate luminaires.

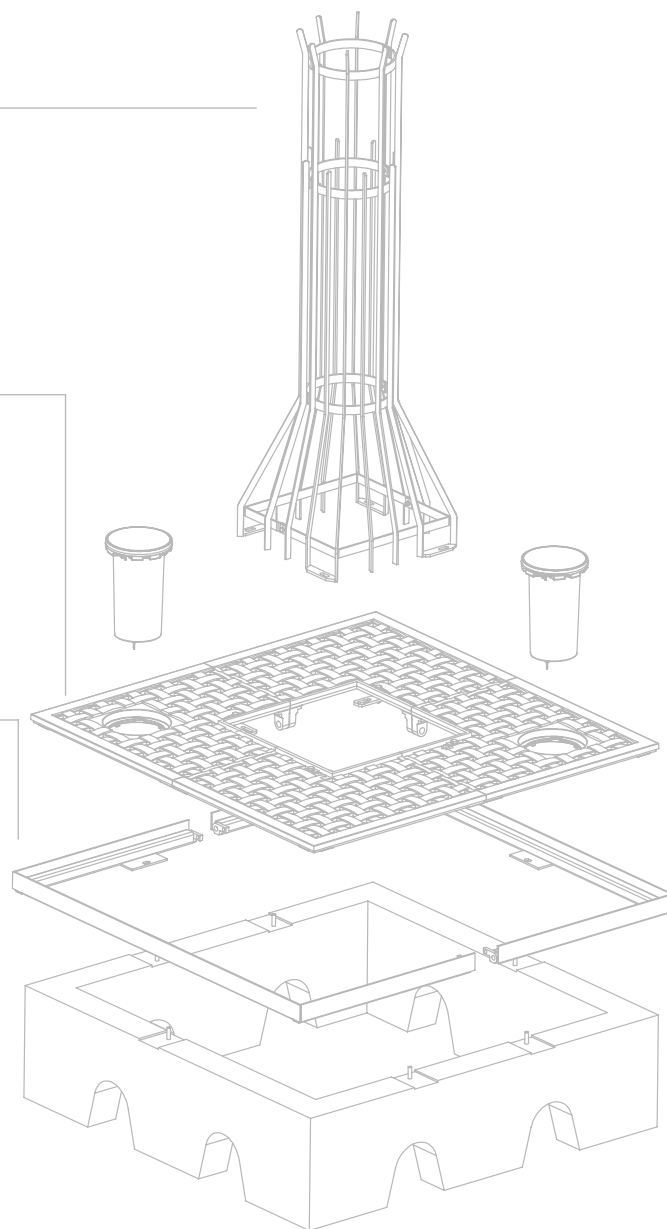
CANTILEVER FRAMES

The two-part construction bolts to concrete foundation and enables:

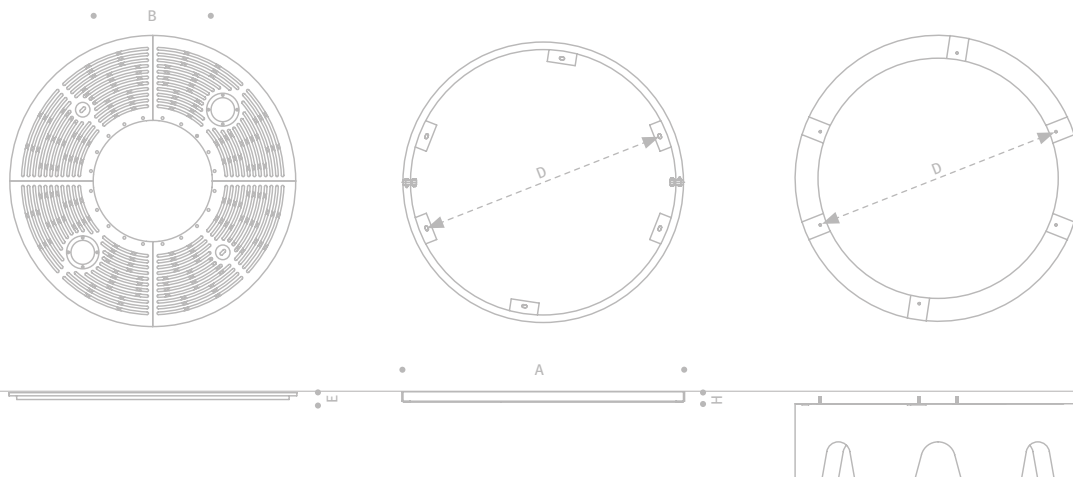
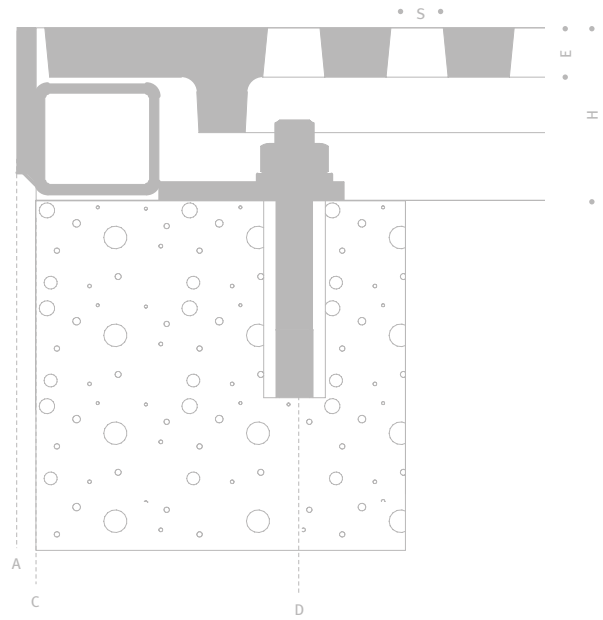
- Easy paving
- Completion of adjacent earth work and surfacing
- Planting after the completion of construction work
- Installation of the tree grates after the completion of construction work.

CONCRETE FOUNDATIONS

Protect the ground around the tree roots from becoming compacted. Designed for the respective tree grate's size and form, the foundations have a single-component construction with notched openings to allow the growth of roots. Fitted with threaded studs for frame attachment. Choice of 260 mm or 400 mm height.



- A Outer measurement of frame
- B Grate opening size
- C Outer measurement of concrete foundation
- D Fastening reference
- E Inlay depth of the grate in the frame
- H Installation height of the frame incl. cast grate
- S Width of grate slits

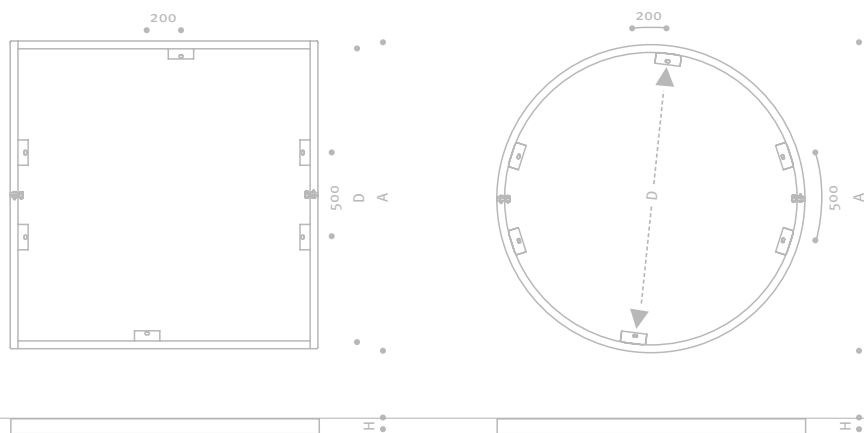


4S – CANTILEVER FRAME

Constructed from flat galvanised steel section. Available in square or round shape. Two-part construction bolts together and enables surface work to be performed easily. Fitted for mounting to Hess concrete foundations.

Nominal Dimensions	Dimensions in mm		
	A	H	D
Q 1500	1500	70	1320
Q 1800	1800	70	1640
Q 2000	2000	70	1780
R 1000	1000	70	825
R 180	1800	70	1620
R 1500	1500	70 </td <td>1330</td>	1330
R 2000	2000	70	1780

- A Outer measurement
- H Height
- D Fastening reference



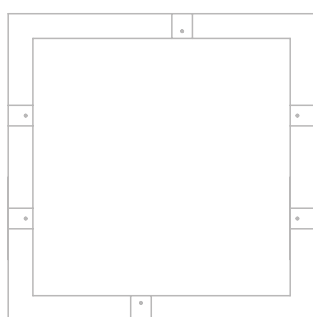
4S – CONCRETE FOUNDATIONS

Serve as foundations for the steel frame construction in which Hess tree grates are installed. Fitted with threaded studs protruding from the top of the foundation for attachment of the frame. Single-element poured construction. Available in either round or square form and in two heights, 260 and 400 mm. Additional charge: Two-element foundation.

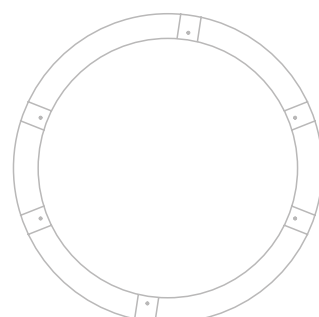
Nominal Dimensions	Dimensions in mm	
	C	D
Q 1500	1490	1320
Q 1800	1810	1640
Q 2000	1990	1780
R 1000	995	825
R 1500	1500	1330
R 1800	1790	1620
R 2000	1990	1780

Nominal Dimensions	Dimensions in mm	
	C	D
Q 1500	1490	1320
Q 1800	1810	1640
Q 2000	1990	1780
R 1000	995	825
R 1500	1500	1330
R 1800	1790	1620
R 2000	1990	1780

C Outer measurement
D Fastening reference



•
C
•



Zwei Höhen wählbar







12

TREE GUARDS

.hess



FANO

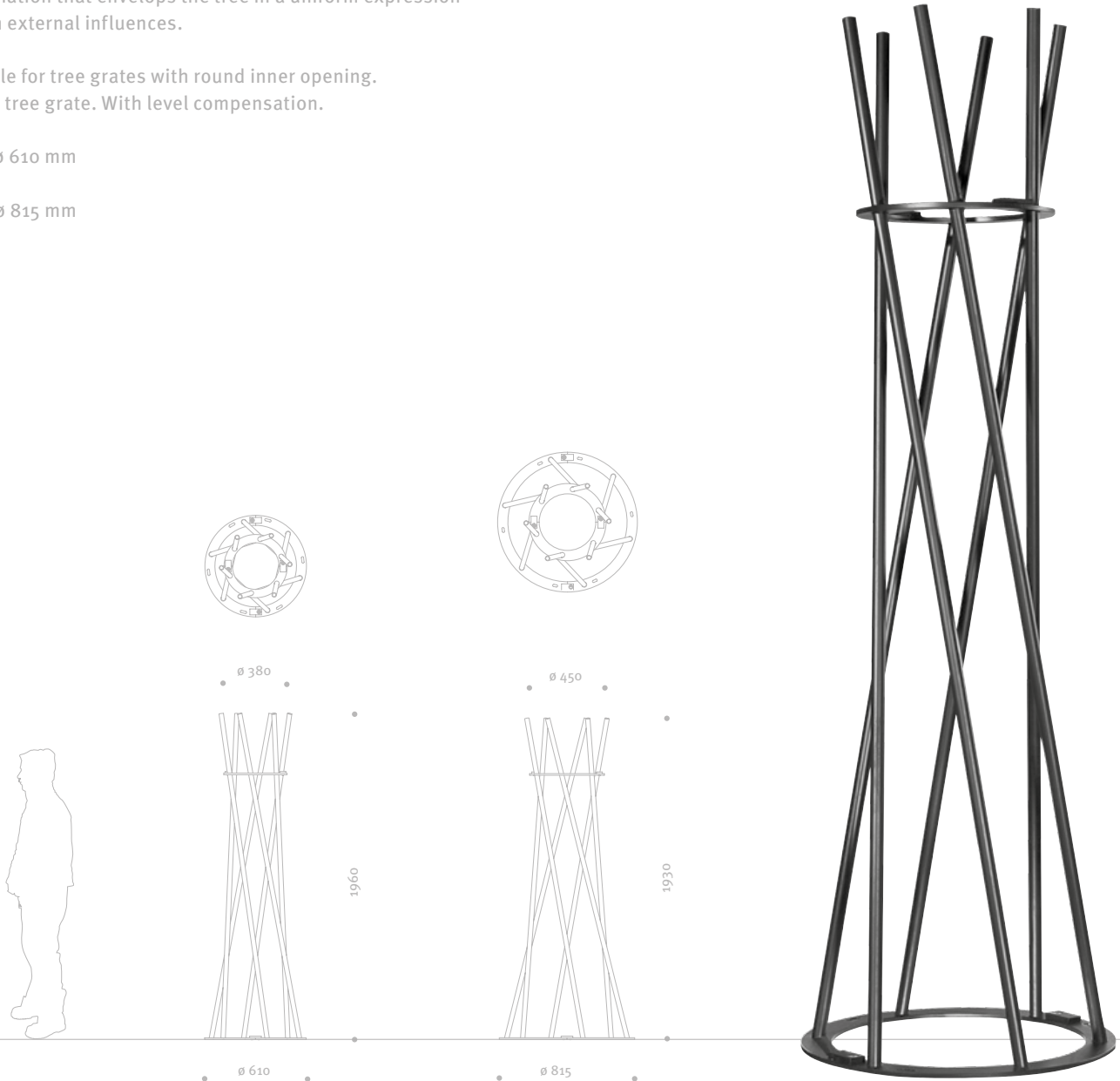
TREE GUARD

Hess tree guards combine functionality and design in a unique way. In terms of design, they are tailored to the details of the Hess tree grates – and can simply be fixed to the existing receiving holes on the inner opening edge of the tree grate. An impressive combination that envelops the tree in a uniform expression of design, protecting it from external influences.

Product Description: Suitable for tree grates with round inner opening.
Steel, galvanised. Bolted to tree grate. With level compensation.

FANO R1: Height 1960 mm, \varnothing 610 mm

FANO R2: Height 1930 mm, \varnothing 815 mm



Product Information
www.hess.eu/0230



SCULPO

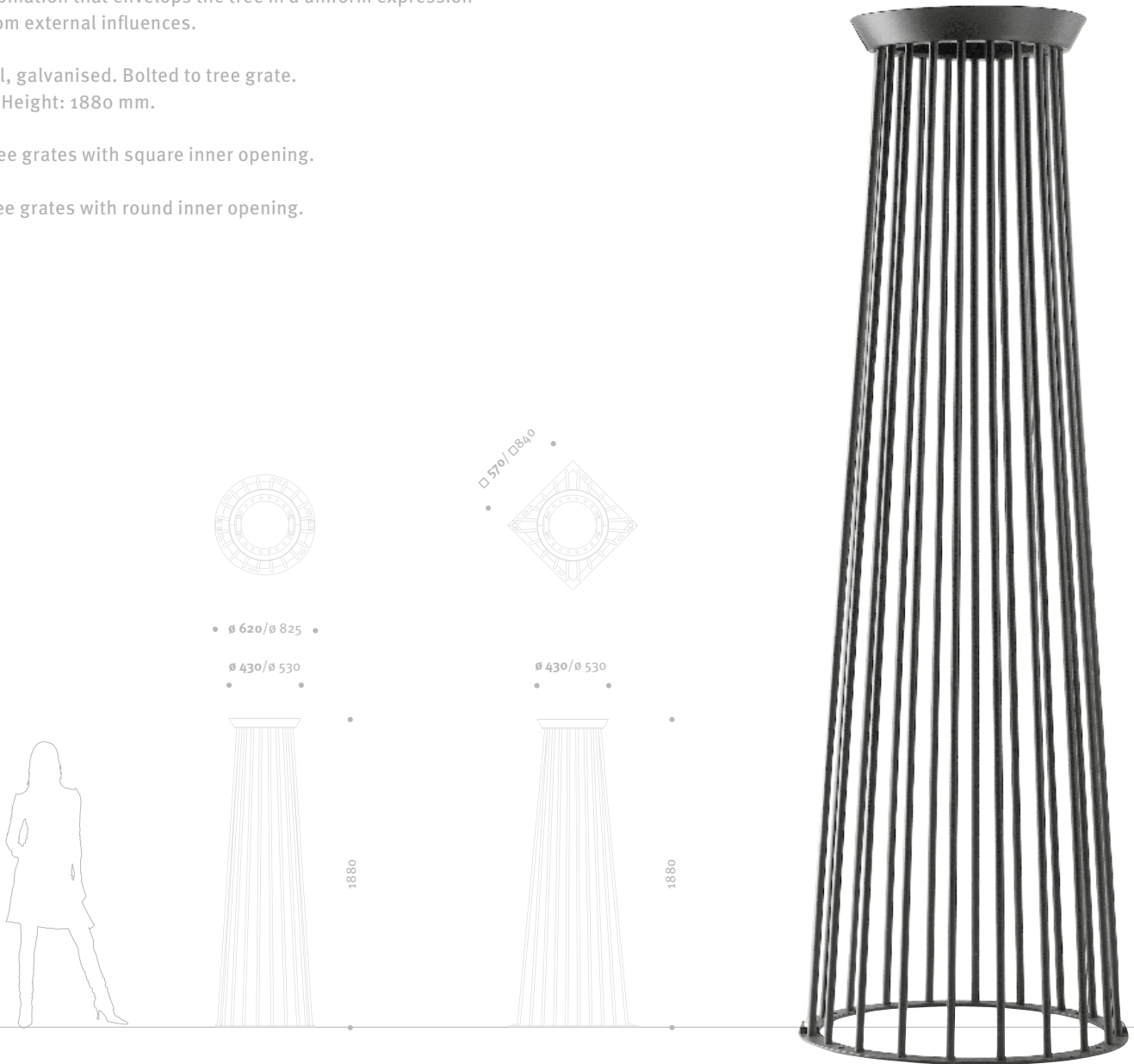
TREE GUARD

Hess tree guards combine functionality and design in a unique way. In terms of design, they are tailored to the details of the Hess tree grates – and can simply be fixed to the existing receiving holes on the inner opening edge of the tree grate. An impressive combination that envelops the tree in a uniform expression of design, protecting it from external influences.


Product Description: Steel, galvanised. Bolted to tree grate.
With level compensation. Height: 1880 mm.

SCULPO Q: Suitable for tree grates with square inner opening.

SCULPO R: Suitable for tree grates with round inner opening.



Product Information
www.hess.eu/0211



METOR

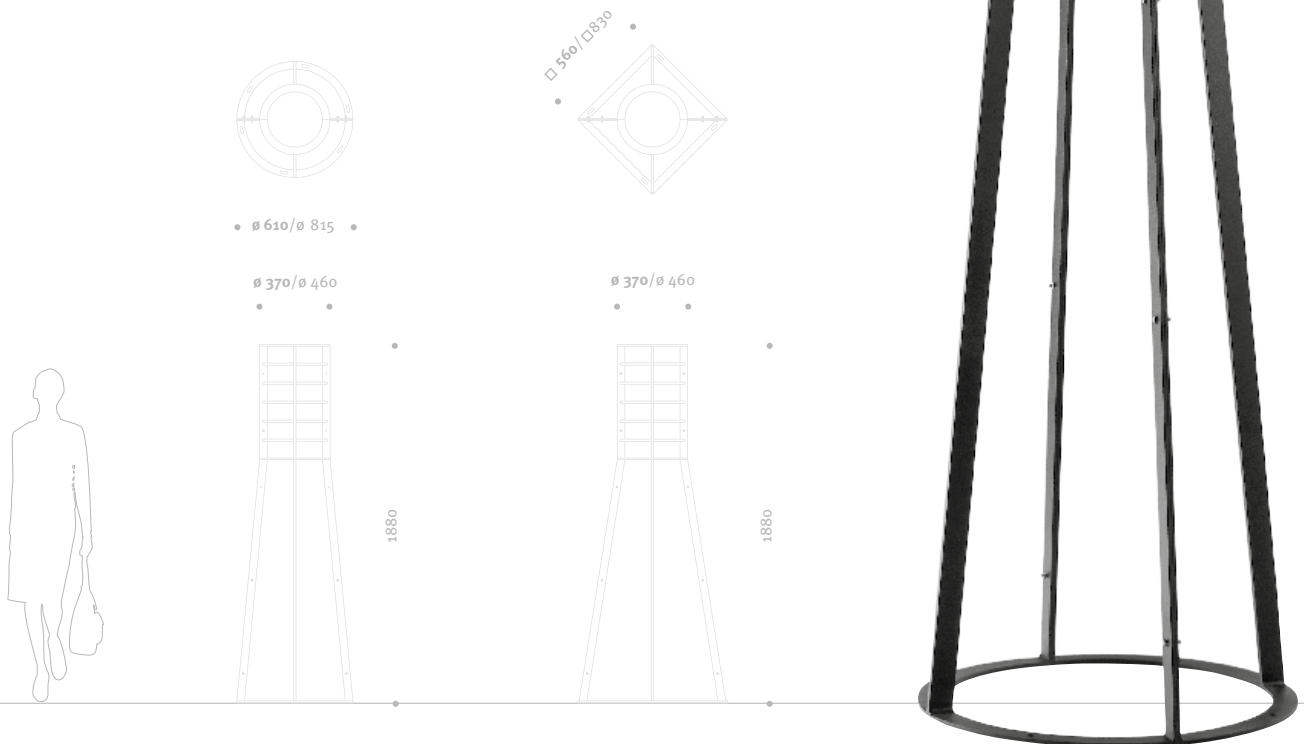
TREE GUARD

Hess tree guards combine functionality and design in a unique way. In terms of design, they are tailored to the details of the Hess tree grates – and can simply be fixed to the existing receiving holes on the inner opening edge of the tree grate. An impressive combination that envelops the tree in a uniform expression of design, protecting it from external influences.

Product Description: Steel, galvanised. Bolted to tree grate.
With level compensation. Height: 1880 mm

METOR Q: Suitable for tree grates with square inner opening.

METOR R: Suitable for tree grates with round inner opening.



Product Information
www.hess.eu/0205



ALGARVE

TREE GUARD

Hess tree guards combine functionality and design in a unique way. In terms of design, they are tailored to the details of the Hess tree grates – and can simply be fixed to the existing receiving holes on the inner opening edge of the tree grate. An impressive combination that envelops the tree in a uniform expression of design, protecting it from external influences.

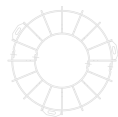
Product Description: Steel, galvanised. Bolted to tree grate.
With level compensation.

ALGARVE Q: Suitable for tree grates with square inner opening. Height 1820 mm

ALGARVE R: Suitable for tree grates with round inner opening. Height 1820 mm


ALGARVE RK: Suitable for tree grates with round inner opening. Height 1375 mm

Algarve R




• \varnothing 567 / \varnothing 777 •

\varnothing 278 / \varnothing 488



1820

Algarve RK

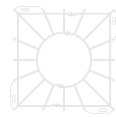


• \varnothing 567 / \varnothing 777 •




1375

Algarve Q




• 527 / 777 •

\varnothing 278 / \varnothing 488



1820



Product Information
www.hess.eu/0210



ALGARVE
LEUVEN . BELGIUM



SCULPO
BAUTZEN . GERMANY

TREE GUARDS

SCULPO

R1

R2

Q1

Q2



METOR

R1

R2

Q1

Q2



4 S

REGULUS



1500	Q1500 / Q570	-	-	•	-	-	-	•	-
2000	Q2000 / Q840	-	-	-	•	-	-	-	•

OCTA



1500	Q1500 / Q570	-	-	•	-	-	-	•	-
2000	Q2000 / Q840	-	-	-	•	-	-	-	•

SERPO Q



1500	R1500 / R620	•	-	-	-	•	-	-	-
1800	R1800 / R620	•	-	-	-	•	-	-	-
2000	R2000 / R825	-	•	-	-	-	•	-	-

SERPO R



1500	R1500 / R620	•	-	-	-	•	-	-	-
1800	R1800 / R620	•	-	-	-	•	-	-	-
2000	R2000 / R825	-	•	-	-	-	•	-	-

BELVEDERE



1500	R1500 / R620	•	-	-	-	•	-	-	-
2000	R2000 / R825	-	•	-	-	-	•	-	-

CONCORD



1500	Q1500 / R620	•	-	-	-	•	-	-	-
2000	Q2000 / R825	-	•	-	-	-	•	-	-

ALGARVE

R1

R2

RK1

RK2

Q1

Q2

FANO

R1

R2



-

-

-

-

•

-

-

-

-

-

-

-

-

•

-

-

-

-

-

-

•

-

-

-

-

-

-

-

-

•

-

-

•

-

•

-

-

-

•

-

•

-

•

-

-

-

•

-

-

•

-

•

-

-

-

•

•

-

•

-

-

-

•

-

•

-

•

-

-

-

•

-

-

•

-

•

-

-

-

•

•

-

•

-

-

-

•

-

-

•

-

•

-

-

-

•

•

-

•

-

-

-

•

-

-

•

-

•

-

-

-

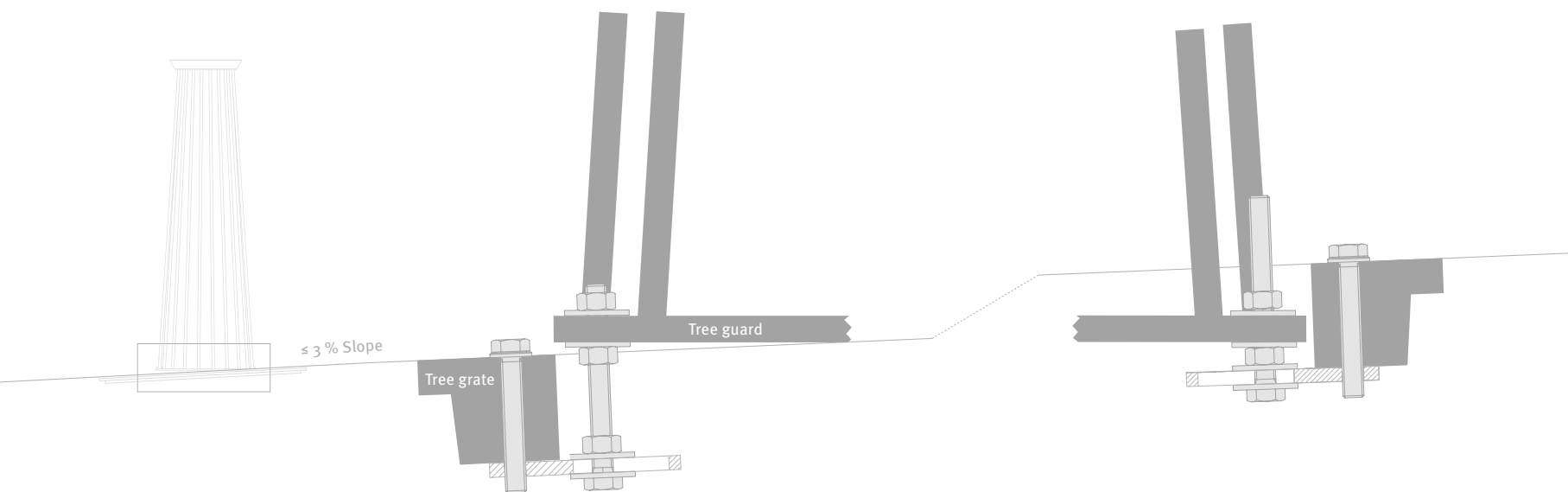
•

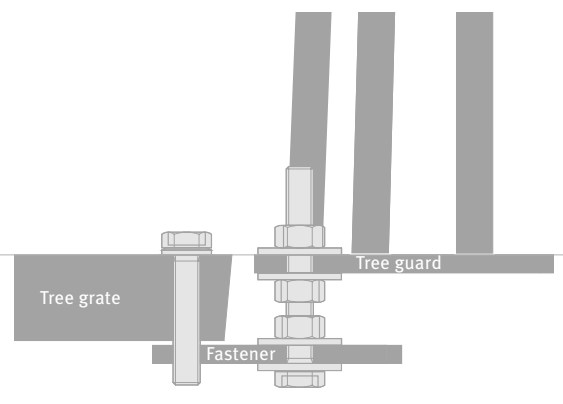
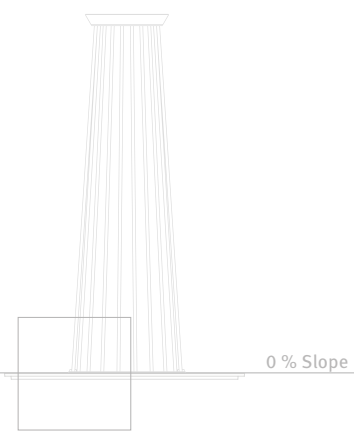
TREE GUARD FASTENING

The tree guard mounts to a bolt that is secured in upright position to a fastener. Up to 3 % horizontal adjustment in both directions permits level compensation.

ATTACHMENT TO A CANTILEVER TREE GRATE

Fasteners bolt to the tree grates (holes in grate provided).









ENJOY


13

BENCHES

hess.



CORVUS
LOS ANGELES . USA

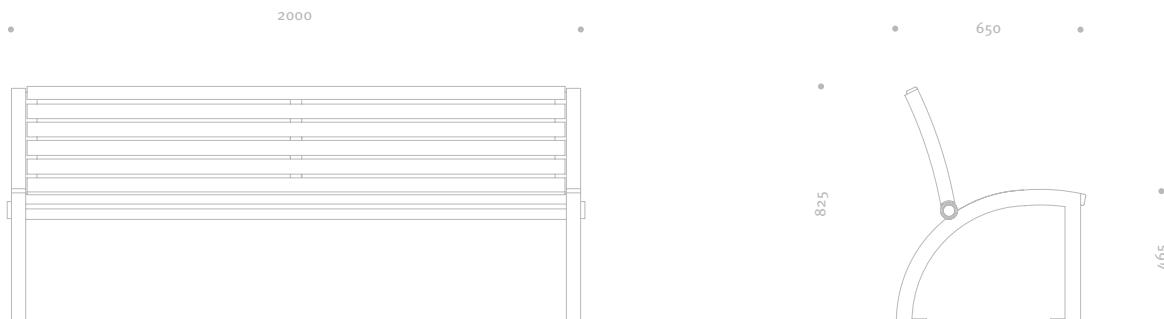


CORVUS

BENCH

Benches from Hess. High quality through and through. The different bench versions from Hess in select, weatherproof materials impress with a high-quality look and feel as well as masterful workmanship. With their perfect design, they look great in any urban environment!


Product Description: Frame made of cast aluminium. Seat and backrest made of weatherproof, high-pressure impregnated ash wood, also available without backrest. Kambala and Robinia on request.



Product Information
www.hess.eu/0370



CASTELLO
VILLINGEN-SCHWENNINGEN . DEUTSCHLAND


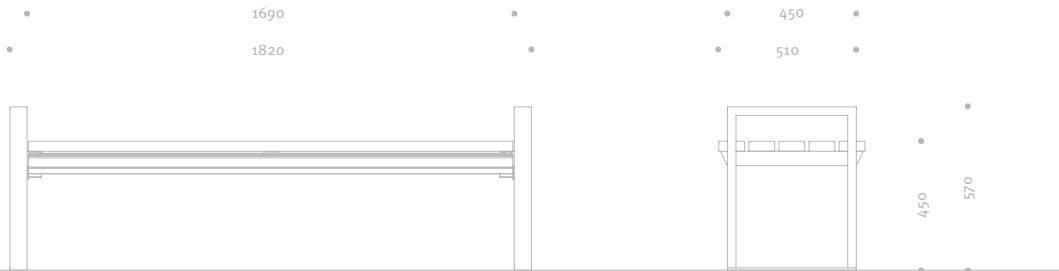


CASTELLO

BENCH

Benches from Hess. High quality through and through. The different bench versions from Hess in select, weatherproof materials impress with a high-quality look and feel as well as masterful workmanship. With their perfect design, they look great in any urban environment!

Product Description: Frame made of steel profile, galvanised. Seat and backrest made of weatherproof, high-pressure impregnated ash wood, also available without backrest. Kambala and Robinia on request.



Product Information
www.hess.eu/0377



AURIGA
MARCIANO DI ROMAGNA . ITALY

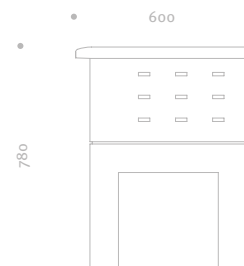
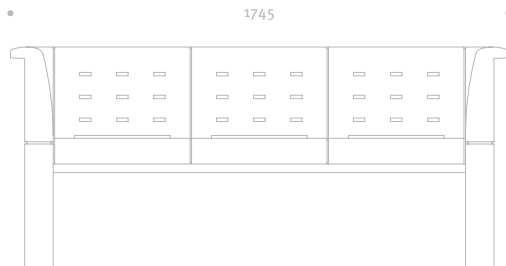
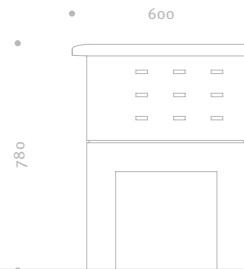
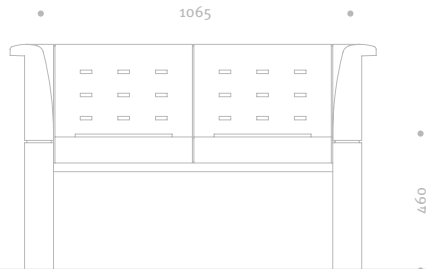


AURIGA

BENCH

Benches from Hess. High quality through and through. The different bench versions from Hess in select, weatherproof materials impress with a high-quality look and feel as well as masterful workmanship. With their perfect design, they look great in any urban environment!

Product Description: Bench in cast aluminium and aluminium profile. Available as two- or three-seater.



Product Information
www.hess.eu/0399

PLANKING

Treatment of Natural Wood

Kambala and ash are high-grade woods crafted according to the highest standards. All natural wood planking is planed to shape and rough-sanded once before being fine-sanded.

ASH

To achieve weather resistant surface protection, the ash planking is impregnated using the vacuum tank pressure method. Afterwards, the wood swells slightly. It is then sanded again and allowed to age under controlled conditions before use.

Type of Wood:	ash obtained from European plantations
Wood colour:	greenish following treatment silver following extended time outdoors
Surface finish:	smooth sanded wood absorbs and releases moisture, which may cause spots of mildew to appear on the wood that with time disappear if the wood is outdoors
Wood preservation:	DIN 68800
Wood preservative:	liquid, chromium-free wood protecting salt of inorganic copper-borate compounds and organic agents that protect against fungal decay and mildew fungi as well as against wood-destroying insects
Dimensional stability:	dimensionally stable, with excellent dent and wear resistance
Disposal:	problem-free, thermally recyclable

ROBINIA

Type of Wood:	Robinia, also: false acacia
Wood colour:	Varies from yellowish green over green brown to dark brown
Surface finish:	smooth sanded
Wood preservative:	Very resistant to decay and insect infestation. No pretreatment needed.
Dimensional stability:	dimensionally stable, with excellent dent and wear resistance
Disposal:	problem-free, thermally recyclable

KAMBALA

Type of Wood:	Kambala, also called Iroko
Wood colour:	golden brown
Surface finish:	smooth sanded
Wood preservation:	naturally resistant to weathering and decay, only treated with oil
Dimensional stability:	dimensionally stable, with excellent dent and wear resistance
Disposal:	problem-free, thermally recyclable








14

WASTE RECEPTACLES

.hess



CARPO
HEIDENHEIM . GERMANY

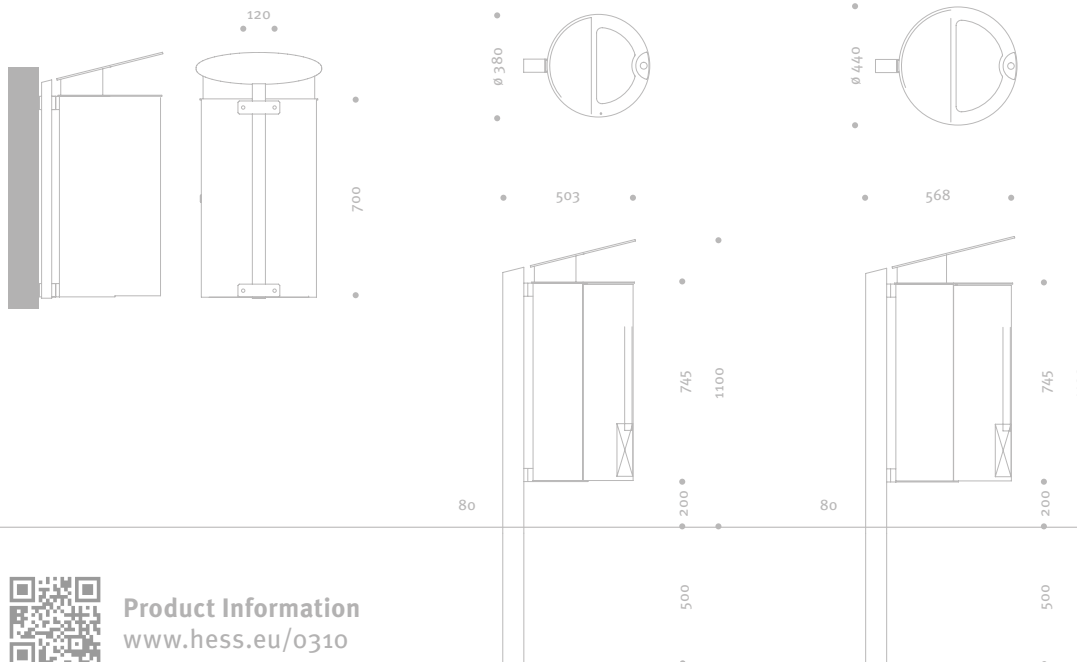


CARPO

WASTE RECEPTACLES

Elegant, practical, simply good: In classic expression of design, the simple yet elegant CARPO and PUNTO waste receptacles fit perfectly into any design ambience. In addition to the design, the waste receptacles are highly practical, something you will appreciate at the latest when emptying them. The carefully painted galvanised steel waste receptacles stand for value and longevity, just as you would expect from Hess.


Product Description: Frame and container made of steel, galvanised. Disposal opening reduced in size and protected from rain. Container can be folded up laterally for emptying. Triangular lock. Pick-up ring for rubbish bag inside. With or without integrated steel ashtray, galvanised. Available with flange, embedded base or wall attachment. Capacity: CARPO 380 = 60 l, CARPO 440 = 90 l



Product Information
www.hess.eu/0310



PUNTO
VILLINGEN-SCHWENNINGEN . GERMANY

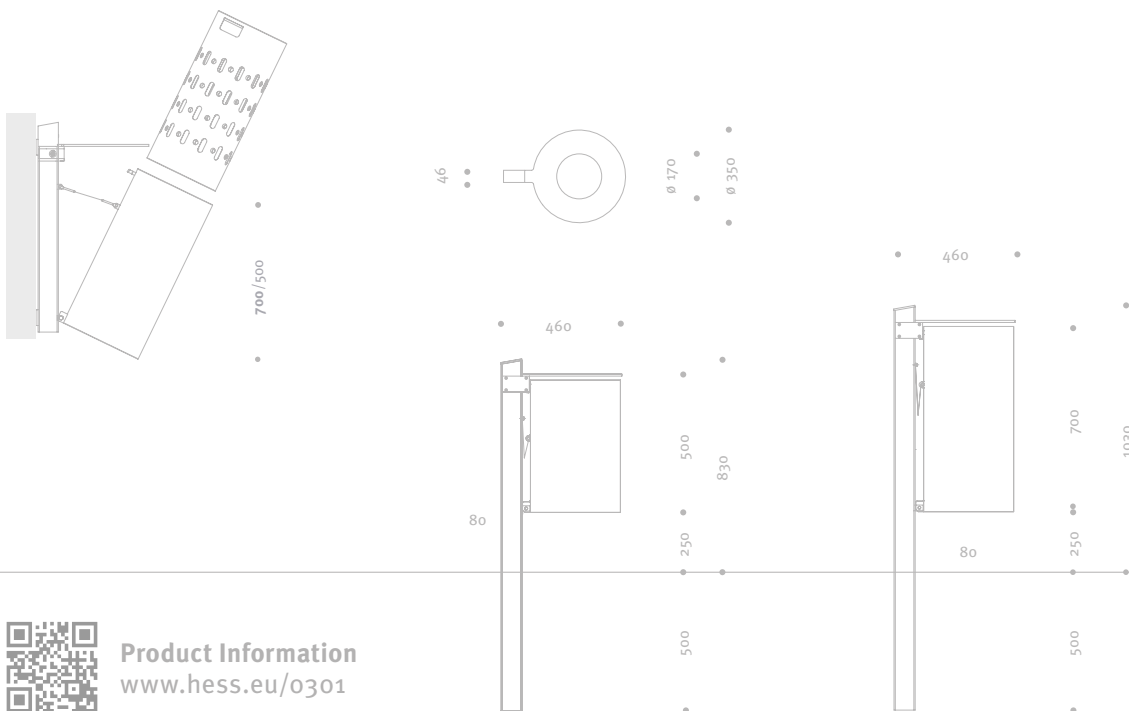


PUNTO

WASTE RECEPTACLE

Elegant, practical, simply good: In classic expression of design, the simple yet elegant CARPO and PUNTO waste receptacles fit perfectly into any design ambience. In addition to the design, the waste receptacles are highly practical, something you will appreciate at the latest when emptying them. The carefully painted galvanised steel waste receptacles stand for value and longevity, just as you would expect from Hess.

Product Description: Frame and container made of steel, galvanised. Disposal opening reduced in size. Container can be tipped forward for emptying. Triangular lock. Insert made of PE plastic or metal. Also available with ashtray as optionally integrated or attached version. Available with flange, embedded base or wall attachment. Capacity: Punto 500 = 32 l, Punto 700 = 45 l



Product Information
www.hess.eu/0301

HOTEL ÖSCHBERGHOF






15

PLANTERS

.hess



PALMA Q
DONAUESCHINGEN . GERMANY



PALMA Q

PLANTER


Flowers and shrubs beautify urban spaces. With our Palma planter, we create a pleasant atmosphere in city centres and any outdoor area. Visually appealing, absolutely weather-resistant and protected against waterlogging by a built-in drainage pipe. With planters from Hess, you upgrade the urban space.

Product Description: Planter made of aluminium. Feet fixed.

Indoor: Base closed.

Outdoor: Mounting kit for drainage pipe is included.

Product Name	Dimensions in mm	
	Q	H
PALMA Q 300	□ 300	375
PALMA Q 400	□ 400	540
PALMA Q 600	□ 600	750
PALMA Q 800/540	□ 800	540
PALMA Q 800/900	□ 800	900



Design: Klaus Begasse



Product Information
www.hess.eu/0890

Palma Q 800/540



PALMA R
TIELT . BELGIUM



PALMA R

PLANTER


Flowers and shrubs beautify urban spaces. With our Palma planter, we create a pleasant atmosphere in city centres and any outdoor area. Visually appealing, absolutely weather-resistant and protected against waterlogging by a built-in drainage pipe. With planters from Hess, you upgrade the urban space.

Product Description: Planter made of aluminium. Feet fixed.

Indoor: Base closed.

Outdoor: Mounting kit for drainage pipe is included.

Product Name	Dimensions in mm	
	Q	H
PALMA R 300	Ø 300	375
PALMA R 400	Ø 400	540
PALMA R 600	Ø 600	750
PALMA R 800/540	Ø 800	540
PALMA R 800/900	Ø 800	900



Design: Klaus Begasse



Product Information
www.hess.eu/0895



PALMA L
FRANKFURT A. M. . GERMANY



PALMA L


PLANTER

Flowers and shrubs beautify urban spaces. With our Palma planter, we create a pleasant atmosphere in city centres and any outdoor area. Visually appealing, absolutely weather-resistant and protected against waterlogging by a built-in drainage pipe. With planters from Hess, you upgrade the urban space.

Product Description: Planter made of aluminium. Feet fixed.

Indoor: Base closed.

Outdoor: Mounting kit for drainage pipe is included.



Product Name	Dimensions in mm		
	L	B	H
PALMA L 450/300	450	300	375
PALMA L 600/400	600	400	540
PALMA L 800/600	800	600	750





BEAUFORT
PARK

UP TO
PALM SOUT
COMMERCIAL
SPACE NOW
AVAILABLE FOR
LEASE OR TO LET

BEAUFORT
PARK

The Spa

COUCHING ROOM
THE SPA
AND EXCLUSIVE
RESIDENTS
HEALTH AND
FITNESS CENTRE

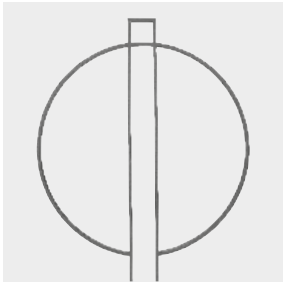


16

BICYCLE RACKS



CERES
BEAUFORT . LONDON . ENGLAND


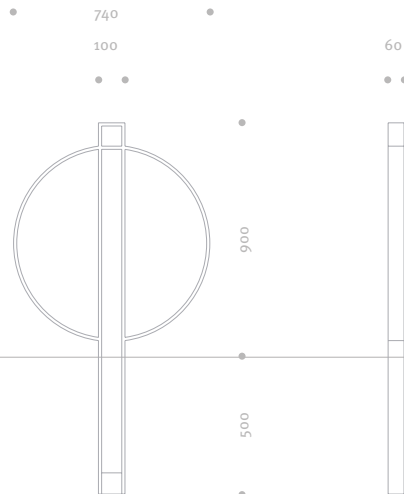
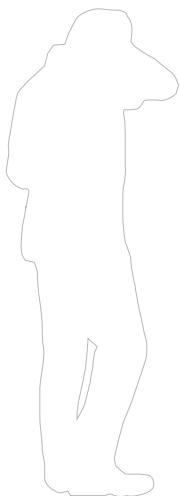


CERES

BICYCLE RACK

In an era of cycling culture revival, the bicycle is becoming increasingly attractive as a means of transportation. Accordingly, functional bike parking facilities that discreetly blend into urban space are in demand. The CERES bicycle racks fulfil this requirement and feature a secure attachment option with a shapely leaning ring that takes up very little space.

Product Description: Steel profiles, galvanised. Height: 900 mm. Available with flange or embedded base.



Design: Jean-Michel Wilmotte



Product Information
www.hess.eu/o807



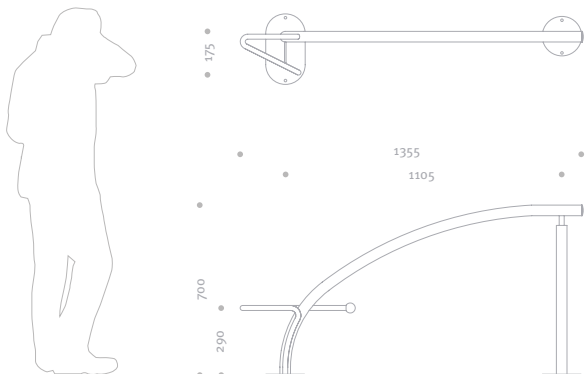


CIANI

BICYCLE RACK

In an era of cycling culture revival, the bicycle is becoming increasingly attractive as a means of transportation. Accordingly, functional bike parking facilities that discreetly blend into urban space are in demand. The CIANI bicycle racks fulfil this requirement and feature a secure attachment option with a shapely leaning ring that takes up very little space.

Product description: Steel profiles, galvanised. Height: 700 mm. Available with flange or embedded base.







17

BARRIER SYSTEMS

.hess



SALEM
TIELT . BELGIUM



SALEM

BARRIER BOLLARD

Pedestrian zones, parks or carparks – barrier bollards are used in various outdoor areas in order to delineate them in a clearly visible and purposeful way.

The bollards from Hess are creatively sophisticated: Classic, minimalistic and avant-garde shapes in steel discreetly blend with every style of architecture and set creative accents in open spaces.

Product Description: Round steel profile \varnothing 85 mm, galvanised. Cover made of aluminium. Height: 900 mm. Available with chain bracket.

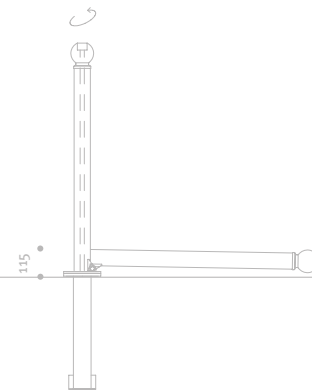
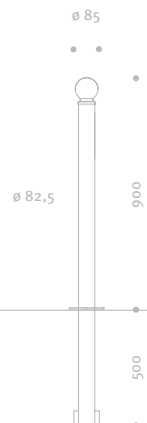


TYP A
FIXED

TYP B
DETACHABLE

TYP C
FLANGE MOUNT

TYP D
COLLAPSIBLE



Product Information
www.hess.eu/0733






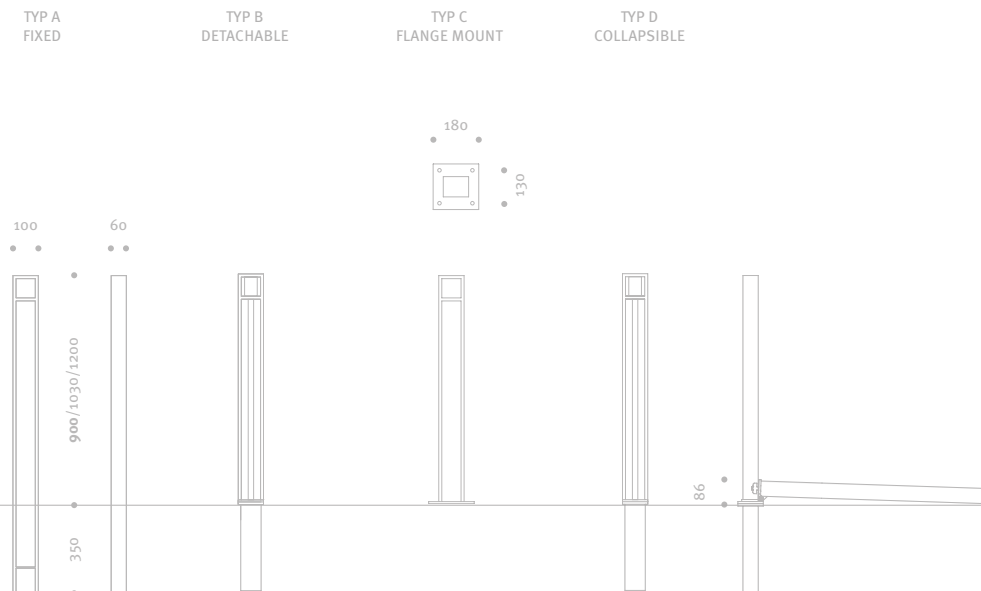
REGOR

BARRIER BOLLARD

Pedestrian zones, parks or carparks – barrier bollards are used in various outdoor areas in order to delineate them in a clearly visible and purposeful way.

The bollards from Hess are creatively sophisticated: Classic, minimalistic and avant-garde shapes in steel discreetly blend with every style of architecture and set creative accents in open spaces.

Product Description: Rectangular barrier bollard made of steel, galvanised. Model 1030 and 900 with one or two holders for handrails. Version 1200 without support for handrail.



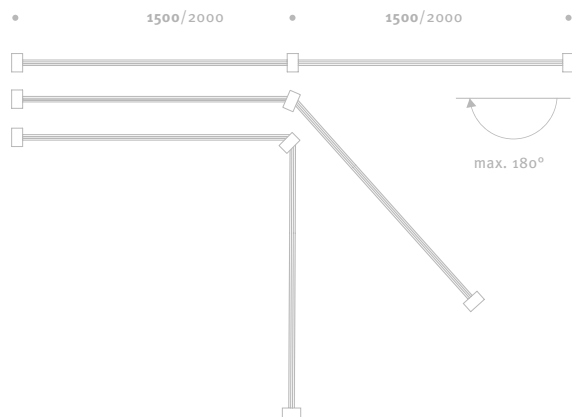
Design: Jean-Michel Wilmotte



Product Information
www.hess.eu/0711

Product Name	Height	Post	Suitable for		
	mm		1 Rail	2 Rails	Rail (individual)
REGOR	900	Type A Fixed	REGOR 900-1	REGOR 900-2	REGOR B 1500
	900	Type C Flange Mount	60.14810.0	60.14820.0	60.64800.1
			REGOR 1030-1	REGOR 1030-2	REGOR B 2000
REGOR	1030	Type A Fixed	60.14811.0	60.14821.0	60.64801.1
	1030	Type C Flange Mount	60.14811.2	60.14821.2	60.64801.1

Railing
REGOR B 1500, single

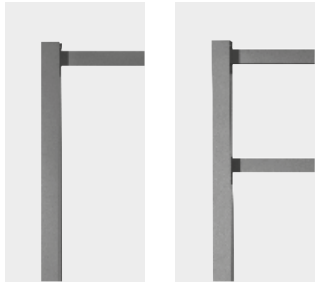


Post
REGOR 900-1



Post
REGOR 900-2





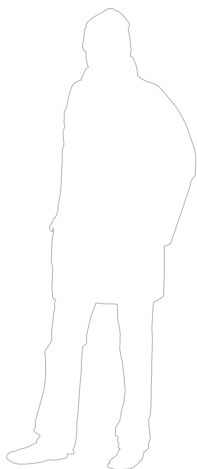
REGOR

BARRIER SYSTEM

Pedestrian zones, parks or carparks – barrier bollards are used in various outdoor areas in order to delineate them in a clearly visible and purposeful way.

The bollards from Hess are creatively sophisticated: Classic, minimalistic and avant-garde shapes in steel discreetly blend with every style of architecture and set creative accents in open spaces.

Product Description: Rectangular barrier bollard made of steel, galvanised. Model 1030 and 900 with one or two holders for handrails. Version 1200 without support for handrail.



Product Information
www.hess.eu/0711



MORANO
KINTZHEIM . FRANCE



MORANO

BARRIER BOLLARD

Pedestrian zones, parks or carparks – barrier bollards are used in various outdoor areas in order to delineate them in a clearly visible and purposeful way.

The bollards from Hess are creatively sophisticated: Classic, minimalistic and avant-garde shapes in steel discreetly blend with every style of architecture and set creative accents in open spaces.

Product Description: Round steel profile \varnothing 82.5 mm, galvanised. Cover made of aluminium. Height: 600, 900 or 1200 mm. Version 900 available with chain holder.



TYP A
FIXED

TYP B
DETACHABLE

TYP C
FLANGE MOUNT

TYP D
COLLAPSIBLE



\varnothing 82,5

600/900/1200

500




115



Design: Karsten Winkels



Product Information
www.hess.eu/0720



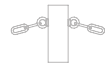
TORO

BARRIER BOLLARD

Pedestrian zones, parks or carparks – barrier bollards are used in various outdoor areas in order to delineate them in a clearly visible and purposeful way.

The bollards from Hess are creatively sophisticated: Classic, minimalistic and avant-garde shapes in steel discreetly blend with every style of architecture and set creative accents in open spaces.

Product Description: Steel profile 80 x 46 mm, galvanised. Height: 900 mm. Available with chain holder.

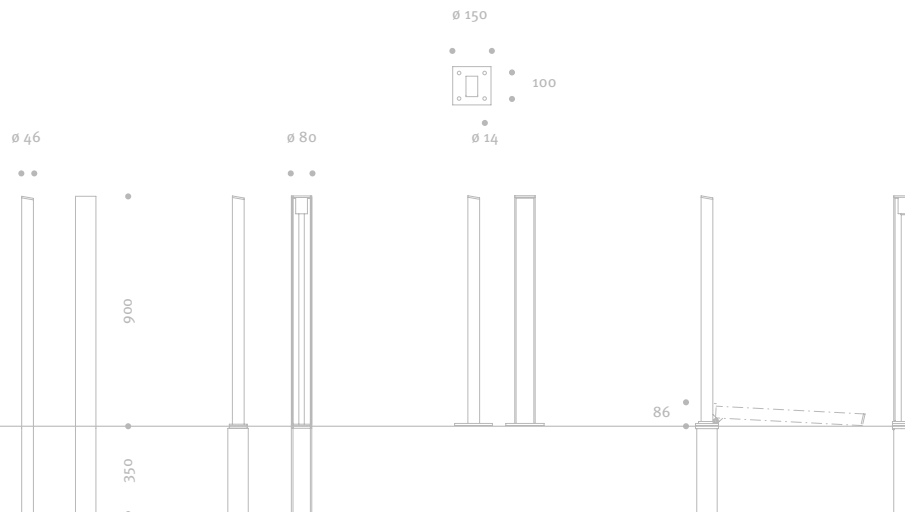


TYP A
FIXED

TYP B
DETACHABLE

TYP C
FLANGE MOUNT

TYP D
COLLAPSIBLE



Design: Karsten Winkels



Product Information
www.hess.eu/0771



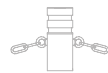
PARIS

BARRIER BOLLARD

Pedestrian zones, parks or carparks – barrier bollards are used in various outdoor areas in order to delineate them in a clearly visible and purposeful way.

The bollards from Hess are creatively sophisticated: Classic, minimalistic and avant-garde shapes in steel discreetly blend with every style of architecture and set creative accents in open spaces.

Product Description: Round steel profile \varnothing 100 mm, galvanised. Cover made of aluminium. Height: 1100 or 1200 mm. Version 1100 available with chain holder.

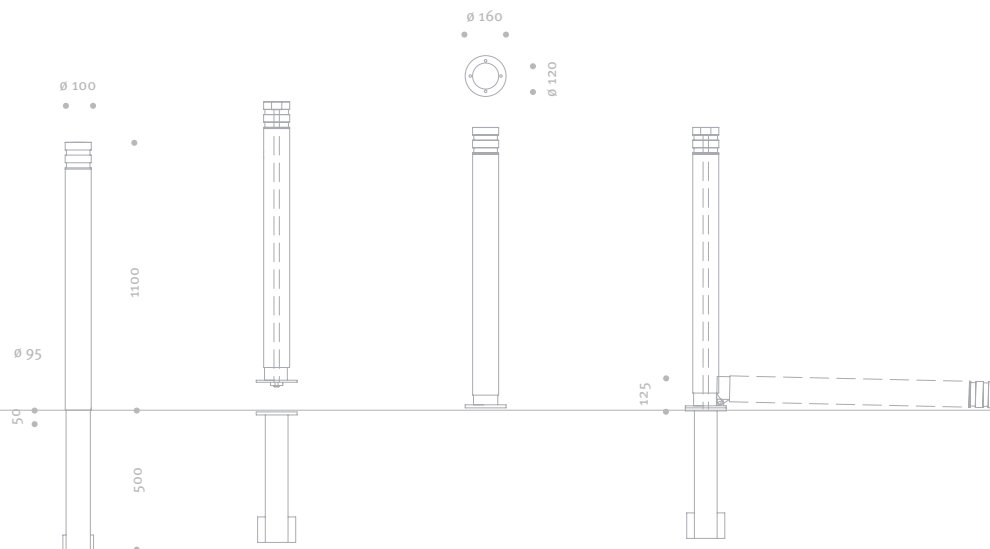


TYP A
FIXED

TYP B
DETACHABLE


TYP C
FLANGE MOUNT

TYP D
COLLAPSIBLE



Product Information
www.hess.eu/0702

TYPES OF MOUNTING



TYPE A

Fixed Bollards

Designed with base that embeds in concrete. Detachment is not possible.



TYPE B

Detachable Bollards

Mount to separate embedded base from which they detach via triangular locking mechanism. Recessed in the top of the bollard, the triangular lock head engages and disengages with a special tool.

The head turns a camshaft engaging or disengaging the bollard in place. The embedded base installs grade flush in a permanent anchor footing.




TYPE C

Flange Mount Bollards

Employ a flanged base mounting plate instead of embedded base, which mounts via bolts and screw anchors.

Also available with flange plate that installs 200 mm below grade to enable surfacing, paving, etc.



TYPE D

Collapsible Bollards

Come with separate embedded base. Collapse at the joint after being disengaged by means of the triangular keyed locking mechanism.

Recessed in the top of the bollard, the triangular lock head operates with a special tool.

The head turns a camshaft releasing or locking the bollard in place. Embedded base installs grade flush in permanent anchor footing.





18

POWER AND
WATER BOLLARDS

.hess

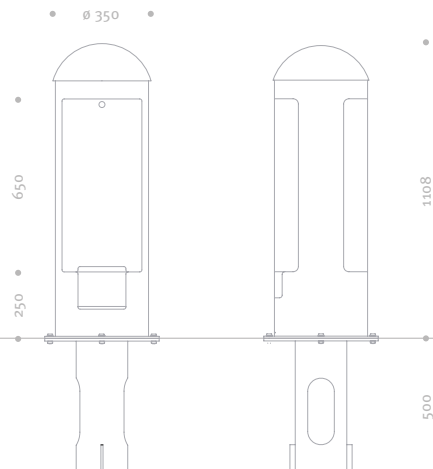



TOLEDO

POWER AND WATER BOLLARDS

The supply of outdoor spaces with water and electricity is becoming more and more important. On marketplaces, in parks or in green open spaces – everywhere life takes place, be it in leisure time or at work – being supplied with electricity, for example is immensely important. Whether for a market stall, a music system, a laptop or a tablet. The power and water bollards of the MORANO and TOLEDO series are an elegant solution. They are specially designed to meet the needs of urban environments and blend perfectly into any environment thanks to their unobtrusive design.

Smart City Options







Product Information
www.hess.eu/0792

TOLEDO 350 GS.ELECTRIC POWER BOLLARD




Product Description: With cable outlet for operation with closed supply door.
 Luminaire housing: Steel, galvanised inside and outside. Bolted embedded base with two cable feed openings. Door with security cylinder lock.
 Optionally fitted with electrical mounting plate or to be fitted by the customer.

Caution: For the operation of the supply unit, the supply line is to be secured with an adequate residual current circuit breaker on site as a protective measure for outdoor systems as per VDE 0100/VDE 0701. If there is a residual current circuit breaker in the supply bollard, it is important to match the pre-fuse of the primary supply line to the residual current circuit breaker.

Equipment	Schuko	CEE	CEE	CEE	Automatic circuit breaker			Residual current circuit breaker		Earth cable connection up to max.
	250V / 16A	250V / 16A 3p. 6h	400 V / 16A 5p. 6h	400 V / 32 A 5p. 6h	B characteristic			Personal protection 30 mA		
					16 A 1p.	16 A 3p.	32 A 3p.	40 A 4p.	63 A 4p.	2 x 5 x 16 ²
GS 0	-	-	-	-	-	-	-	-	-	-
GS 7	10	-	-	-	10	-	-	2	-	1
GS 8	-	10	-	-	10	-	-	2	-	1
GS 9	6	-	2	-	6	2	-	2	-	1
GS 9.1	6	-	-	2	6	-	2	2	-	1
GS 9.2	6	-	1	1	6	1	1	2	-	1
GS 10	-	6	-	2	6	-	2	3	1	1
GS 10.1	-	6	2	-	6	2	-	3	-	1
GS 10.2	-	6	1	1	6	1	1	3	1	1
GS 11	-	4	2	2	4	2	2	3	1	1
GS 12	4	-	2	2	4	2	2	1	2	1

TOLEDO 350 W.WATER SUPPLY BOLLARD

Product Description: For operation with open supply door. Luminaire housing: Steel, galvanised inside and outside. Bolted embedded base with two cable feed openings. Door with security cylinder lock. Optionally fitted with water mounting plate or to be fitted by the customer.

Equipment	Outlet valve 3/4"	Water meter 3/4" cold	Angled shut-off valve 5/4"
			
W 0	-	-	-
W 1	1	1	1
W 2	2	2	1
W 3	3	3	1

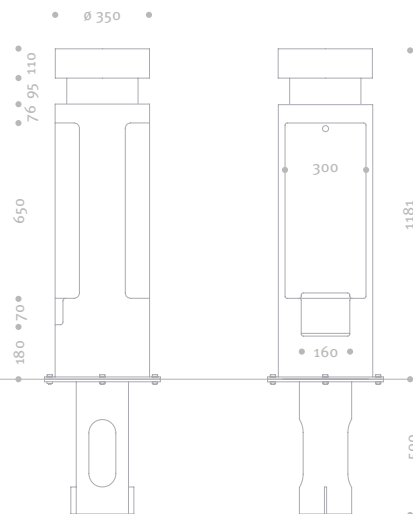



MORANO

POWER AND WATER BOLLARDS

The supply of outdoor spaces with water and electricity is becoming more and more important. On marketplaces, in parks or in green open spaces – everywhere life takes place, be it in leisure time or at work – being supplied with electricity, for example is immensely important. Whether for a market stall, a music system, a laptop or a tablet. The power and water bollards of the MORANO and TOLEDO series are an elegant solution. They are specially designed to meet the needs of urban environments and blend perfectly into any environment thanks to their unobtrusive design.

Smart City Options







Product Information
www.hess.eu/0795

MORANO 350 GS.ELECTRIC POWER BOLLARD




Product Description: With cable outlet for operation with closed supply door.
Housing: Steel, galvanised inside and outside. Bolted embedded base with two cable feed openings. Door with security cylinder lock. Optionally fitted with electrical mounting plate or to be fitted by the customer.

Caution: For the operation of the supply unit, the supply line is to be secured with an adequate residual current circuit breaker on site as a protective measure for outdoor systems as per VDE 0100/VDE 0701. If there is a residual current circuit breaker in the supply bollard, it is important to match the pre-fuse of the primary supply line to the residual current circuit breaker.

Equipment	Schuko	CEE	CEE	CEE	Automatic circuit breaker			Residual current circuit breaker		Earth cable connection up to max.
	250V / 16A	250V / 16A 3p. 6h	400 V / 16A 5p. 6h	400 V / 32 A 5p. 6h	B characteristic			Personal protection 30 mA		
					16 A 1p.	16 A 3p.	32 A 3p.	40 A 4p.	63 A 4p.	2 x 5 x 16 ²
GS 0	-	-	-	-	-	-	-	-	-	-
GS 7	10	-	-	-	10	-	-	2	-	1
GS 8	-	10	-	-	10	-	-	2	-	1
GS 9	6	-	2	-	6	2	-	2	-	1
GS 9.1	6	-	-	2	6	-	2	2	-	1
GS 9.2	6	-	1	1	6	1	1	2	-	1
GS 10	-	6	-	2	6	-	2	3	1	1
GS 10.1	-	6	2	-	6	2	-	3	-	1
GS 10.2	-	6	1	1	6	1	1	3	1	1
GS 11	-	4	2	2	4	2	2	3	1	1
GS 12	4	-	2	2	4	2	2	1	2	1

MORANO 350 W.WATER SUPPLY BOLLARD

Product Description: For operation with open supply door. **Housing:** Steel, galvanised inside and outside. Bolted embedded base with two cable feed openings. Door with security cylinder lock. Optionally fitted with water mounting plate or to be fitted by the customer.

Equipment	Outlet valve 3/4"	Water meter 3/4" cold	Angled shut-off valve 5/4"
			
W 0	-	-	-
W 1	1	1	1
W 2	2	2	1
W 3	3	3	1

INSTALLATION

Description of power bollard installation using TOLEDO as an example.

Installation Description




1. First, the embedded base installs in the ground.

2. The electrical assembly mounts to the embedded base. Electrical assembly wires to mains. Bollard housing and electrical assembly plate require earthing.


3. Bollard housing slips over the electrical assembly plate.

4. Housing bolts to the embedded base.




Open Door Operation

During operation, the door remains open and the power cable extends out of the bollard.



Closed Door Operation

The door remains closed during operation with power cable running out of the outlet in the closed door.






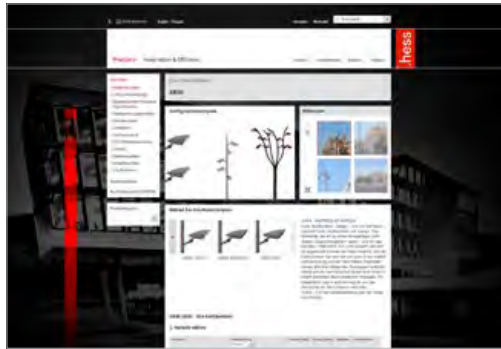
GENERAL
INFORMATION

.hess

THE QUICK AND EASY WAY TO THE TECHNICAL PRODUCT DETAILS.

The quick and easy way to the technical product details:
www.hess.eu

Daily updated data sheets for all products are available on the Hess website.
They include all relevant performance informations for LED-equipment.



IT'S THIS EASY

- www.hess.eu
- find product via search engine or navigation
- or product direct link, e.g. www.hess.eu/1082
- download technical data sheet from "Documents"

HERE YOU WILL FIND THE DIALUX LUMINAIRE PLUGIN

- www.hess.eu/dialux

Technical Supplement IN-GROUND LUMINAIRES

Hess in-ground luminaires come in two load classes:

1.5t without installation sleeve, which are only suitable for walk-over applications.

5t with installation sleeve, which are suitable for applications in which infrequent roll-over may occur.

The designation “rollover” means the in-ground luminaires can handle the occasional load (in emergencies) of vehicles passing over them, provided the speed doesn't exceed 20 km/h and the wheel load doesn't exceed 5t. Turning, braking and acceleration on the in-ground luminaire must be avoided.

The in-ground luminaires are not suitable for immersion in water, i.e. underwater applications. To ensure safe operation, an adequate drainage system must be provided.

In addition, they must be installed no less than 3 mm above the finished ground surface.

The in-ground luminaires surface temperature may reach up to 70°C depending on the lamp.

This is to be taken into account when planning accessible areas.

Electrical installation requires a cable junction box. The in-ground luminaires come equipped with a 2 m connecting cable for connection to a distribution box, e.g. cable junction box (supplied by others).

For added slip protection in wet conditions, special glass plates are available for public areas with special anti-slip application (DIN 51130 R 11-compliant).

Caution! Corrosive chemicals and substances will damage the luminaires. Do not allow the luminaires to come in contact with such agents.

Read the assembly instructions carefully before beginning with installation or maintenance.

GENERAL INFORMATION

All LED pole top and pole bracket luminaires are prewired:

Type of cable: SK I - Ho5SS-F 5Gx1,00mm²

SK II - Ho5SS-F 4x1,00mm²

Our special service for you:

We are pleased to take over the project management for the calculation of the statics of your project.

SYMBOLS

With the purchase of Hess luminaires, the customer obtains the assurance of excellent quality and enduring durability. Hess's DIN ISO 9001 certification is evidence of its commitment to providing high quality service and products.

Hess lighting systems comply with national and international safety and protection regulations. The applicable indications are displayed on the rating plates.

Excluding the luminaires with Class III protection rating, all Hess luminaires are designed to operate with 230 V, 50 Hz supply voltage in compliance with DIN-IEC 38.

SAFETY SYMBOLS



ENEC

The ENEC mark (European Norms Electrical Certification) is a European approval and certification marking for lighting fixtures and electrical components used in lighting systems. It certifies that a product complies with currently applicable European standards and signifies that inspection by the respective testing institute has been performed. The ENEC marking appears together with the identification number of the national testing institute and is often displayed with the institute's logo. Every Hess product is CE-compliant. ENEC certificates are available for selected models in the various product families.



CE

The CE marking signifies that the product conforms to all the essential requirements of all relevant EU directives. It is applied to the luminaire, packaging or accompanying documents by the manufacturer or importer. It is not the mark of any particular approval institute.



Fire Protection

Luminaires suitable for mounting on normally combustible surfaces.



Fire Protection

Luminaires not suitable for installation on normally combustible building materials.



Fire Protection

Recessed luminaires not suitable for installation on/in normally combustible building materials. Thermal insulation does not comply with applicable standards.

TECHNICAL SYMBOLS



Minimum distance to illuminated surface



Nominal temperature of cables



High pressure sodium lamp requires an external ignitor.



High pressure sodium lamp requires an internal ignitor.

SAFETY CLASSIFICATIONS

The luminaires are designated in three classes according to the protection they provide against high contact voltage.



Protection rating I:

Luminaires in this class have basic electrical insulation and all of their potentially electrically conductive parts are connected to a protective conductor. The protective conductor displays this marking.



Protection rating II:

Live parts are fitted with additional insulation. Connection to a protective conductor is not permitted.



Protection rating III:

Luminaires in this class operate on safety low voltage (SELV) and require no extra protective measures.

INGRESS PROTECTION SYMBOLS

Enclosed

Ingress protection IP20



Splash water protected
Ingress protection IPX4



Multi-directional nozzle projected water protection
Ingress protection IPX5

Powerful jet and heavy seas projected water protected

Ingress protection IPX6



Watertight (immersible under limited conditions)

Ingress protection IPX7



Submersible (prolonged submersion under pressure)

Ingress protection IPX8

Protection against foreign particles greater than 1 mm

Ingress protection IP4X



Dust protected

Ingress protection IP5X



Dust tight

Ingress protection IP6X



COLOURS AND FINISHES

Hess offers you a broad selection of colours. Available is a wide range of RAL, DB, mica and soft colours. Additional colours are available upon request.

Hess paints are applied multi-layered using a state-of-the-art coating process.

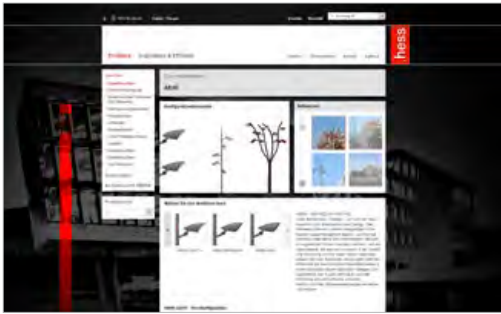
Hess Mica colours closely correspond to the Federal (German) Road and Civil Engineering Research Institute's colour tint chart (BAST). Solely high-quality coating materials that guarantee a high colour brilliance, high value and high longevity are used.



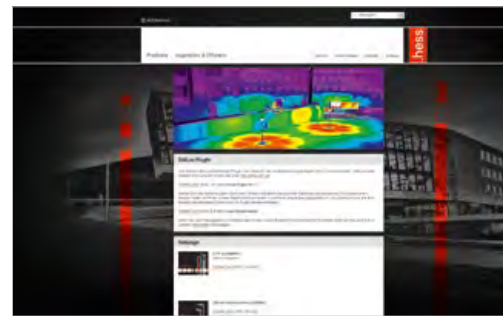


HESS IN THE WORLD WIDE WEB

www.hess.eu



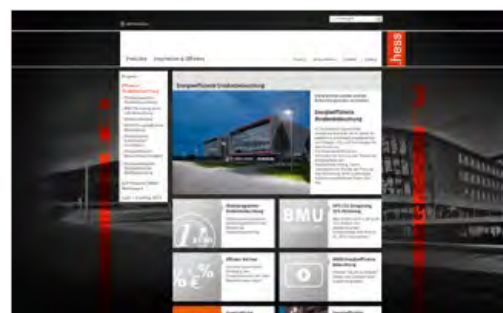
Installation instructions, specific product information, technical data, etc. www.hess.eu/en/Produkte/



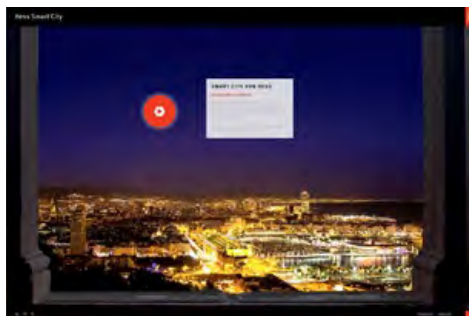
Technical lighting data for DIALux design software
www.hess.eu/dialux



CITY ELEMENTS Configurator
www.hess.eu/3700



Current Energy Efficiency Information
www.effiziente-strassenbeleuchtung.de



www.smartcity.hess.eu



arini.hess.eu

Imprint

Design & Typesetting

Hess GmbH Licht + Form

Photography

Claudia Dreyse, Robert Walsh, Ralf Ganter,
Maik Goering, Hans-Jürgen Haffa, Stefanie
Heublein, Albert Brunsting Max Schulz,
Die Arge Lola, Johann Lichtl, Oliver Christen,
Rainer Rehfeld, kuhnle + knoedler, hess Archiv.

Printing

Holzer Druck + Medien





Hess GmbH

Licht + Form

Lantwattenstraße 22

D 78050 Villingen-Schwenningen

Tel. 07721 920 - 0

E-Mail: hess@hess.eu

www.hess.eu

For a listing of Hess sales offices
and the nearest sales agent, visit:
www.hess.eu/0100

.hess

All rights reserved.

© Hess GmbH Licht + Form
1st Edition, June 2018

Errors and changes excepted.
Illustrations are not binding.